

My FIRST STEPS WITH CAMBRIDGE UPPER KG

Cambridge University Press



Consulting Editor:
SONALI NADKARNI

Contents

Click on a book name to go directly to that book

Literacy Skillbook

Phonics Skillbook

Phonics Reader

Numeracy Skillbook

Awareness Skillbook

Book of Wellness

Art and Craft Skillbook

Rhymes Book

Flash Cards


Cursive Writing

Literacy
Skillbook

My First Steps with Cambridge

Consulting Editor: Sonali Nadkarni

Upper KG



CAMBRIDGE
UNIVERSITY PRESS

CAMBRIDGE
UNIVERSITY PRESS

University Printing House, Cambridge CB2 8BS, United Kingdom

One Liberty Plaza, 20th Floor, New York, NY 10006, USA

477 Williamstown Road, Port Melbourne, VIC 3207, Australia

314–321, 3rd Floor, Plot 3, Splendor Forum, Jasola District Centre, New Delhi – 110025, India

79 Anson Road, #06–04/06, Singapore 079906

Cambridge University Press is part of the University of Cambridge.

It furthers the University's mission by disseminating knowledge in the pursuit of education, learning and research at the highest international levels of excellence.

www.cambridge.org

Information on this title: www.cambridge.org/5555550143797

© Cambridge University Press 2019

This publication is in copyright. Subject to statutory exception and to the provisions of relevant collective licensing agreements, no reproduction of any part may take place without the written permission of Cambridge University Press.

First published 2019

20 19 18 17 16 15 14 13 12 11 10 9 8 7 6 5 4 3 2 1

Printed in India by Officenow India Private Limited., Haryana-131208

ISBN 555-5-550-14379-7

Cambridge University Press has no responsibility for the persistence or accuracy of URLs for external or third-party internet websites referred to in this publication, and does not guarantee that any content on such websites is, or will remain, accurate or appropriate. Information regarding prices, travel timetables, and other factual information given in this work is correct at the time of first printing but Cambridge University Press does not guarantee the accuracy of such information thereafter.

.....
NOTICE TO TEACHERS

The photocopy masters in this publication may be photocopied or distributed [electronically] free of charge for classroom use within the school or institution that purchased the publication. Worksheets and copies of them remain in the copyright of Cambridge University Press, and such copies may not be distributed or used in any way outside the purchasing institution.

.....
Every effort has been made to trace the owners of copyright material included in this book. The publishers would be grateful for any omissions brought to their notice for acknowledgement in future editions of the book.



Introduction

My First Steps with Cambridge is a three-level, comprehensive and holistic course for pre-primary students. This easy-to-use, multi-skilled course has been designed keeping in mind the learning requirements of pre-schoolers, which includes literacy, numeracy, general awareness, and art and craft. Special focus has been given to the development of social and emotional skills in students during their formative years.

The programme has multiple learning formats, in the form of skillbooks, workbooks, readers, flash cards and posters, and digital support to ensure effective stimulation and learning.

My First Steps with Cambridge focuses on developing the following skills:

- **Pre-LSRW:** Develops readiness for LSRW skills at later stage
- **Cognitive Development:** Develops logical and critical thinking skills
- **Vocabulary Building:** Develops language and literacy skills at early childhood level. Activities like conversation, interactions, stories, and rhymes help the child to learn new words.
- **Visual Discrimination:** Develops the ability to identify differences such as shapes, patterns, letters, colours, and sizes
- **Motor Development:** Develops coordination of small muscle movements by performing various activities such as writing between lines, drawing and colouring. It also helps to develop hand-eye coordination of the child.
- **Socio-emotional Development:** Helps manage one's emotions, express feelings and encourages positive interaction
- **Creative Development:** Develops an appreciation for colours and aesthetics

Literacy Skillbook introduces the child to the letters of the English Alphabet, leading them onto the path of vocabulary-building, development of reading skills and reading with comprehension. Sticker activities make revision of the concepts fun and interesting. The Learning Analysis Chart provides a comprehensive analysis and evaluation of the child's learning. The workbook accompanying the skillbook seeks to reinforce the concepts learnt through extensive practice worksheets.







Contents

1. Alphabet Chart.....	1-2	26. 'is', 'am' and 'are'	48
2. Practice	3-4	27. Practice	49-50
3. Letters Aa - Ii	5	28. One and Many.....	51
4. Letters Jj - Rr	6	29. Practice	52-54
5. Letters Ss - Zz	7	30. 'This' and 'That'.....	55-56
6. Fun Time.....	8-9	31. Practice	57
7. Practice	10-20	32. 'These' and 'Those'	58
8. Word Puzzle	21	33. Practice	59
9. Practice	22-23	34. Making Pairs	60-62
10. Fun Time.....	24	35. Opposites	63-64
11. Fun with Words	25	36. Practice	65
12. Talk Time	26	37. Sticker Activity.....	66
13. Vowels and Consonants	27	38. Picture Reading	67-72
14. Vowels	28	39. Practice	73-74
15. Practice	29-31	40. 'Yes' or 'No'	75
16. 'a' and 'an'.....	32-33	41. Practice	76
17. Practice	34-35	42. Question Words	77
18. Positions - In, On, Far, Near and Above.....	36	43. Practice	78-79
19. Positions - Top, Bottom, In front of, Behind and Under	37	44. Days of the Week	80-81
20. Practice	38-39	45. Practice	82-83
21. Sticker Activity.....	40	46. Fun time	84
22. Action Words	41-42	47. Months of the Year.....	85
23. Practice	43-44	48. Practice	86-88
24. Describing Words.....	45	49. Sight Words	89-91
25. Practice	46-47	50. Learning Analysis Chart	92





Alphabet Chart





Alphabet Chart





Practice

Say aloud the first letter of each picture. Circle the odd one out.







Practice




Say aloud the first letter of each picture. Circle the odd one out.






Letters Aa - Ii



Write the first letter of each picture.



A a

















Cambridge University Press





Letters Jj - R r



Write the first letter of each picture.























Letters S s - Z z

Write the first letter of each picture.





















Fun Time

Join the dots and colour the picture.






Fun Time

Join the dots and colour the picture.





Practice

Write the first letter of each picture.



ant



ag



amel



og



nvelope



an




rapes




ouse



gloo





Practice



Write the first letter of each picture.



am



ite



amp



oon



est




range



anda




uill



ose





Practice

Write the first letter of each picture.



tar



ree



mbrella



ase



agon



ylophone




am



ebra


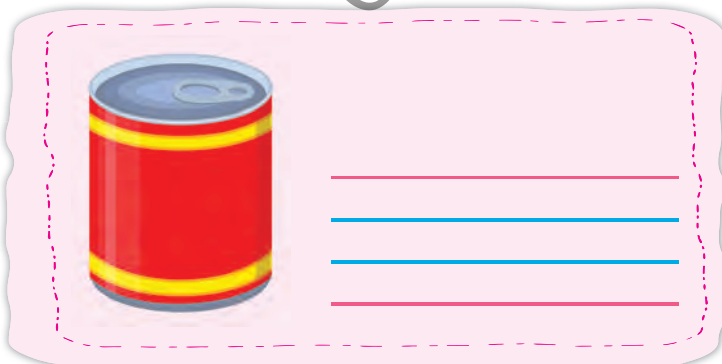
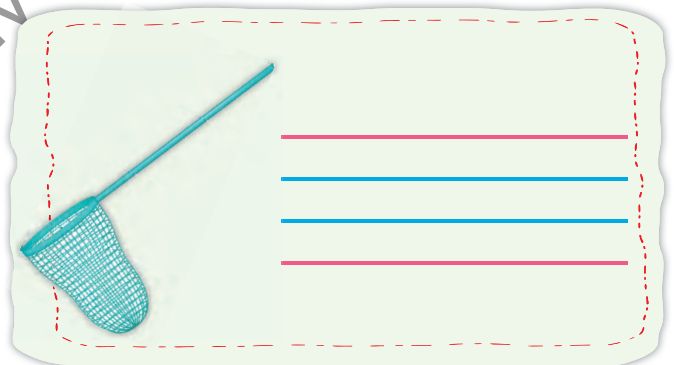







Practice


Name the pictures. Choose words from the help box.

cub den cat pot tin net





Practice



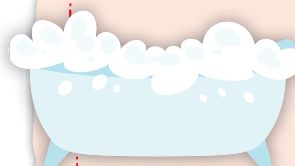
Name the pictures. Choose words from the help box.

cup hen hat bed bin tub
















Practice

Look at the picture and write its name from the help box.

cup fan sun fig mat rat car bat pen
























Practice



Match the words with the pictures.



mug

cap

pen

kid

hat

pot

bag

bus

bed






Practice



Match the words with the pictures.



tap

pin

mop

can

fan

nib

run

men


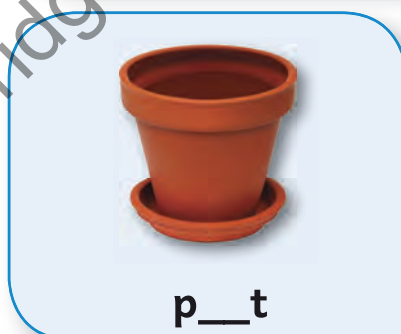
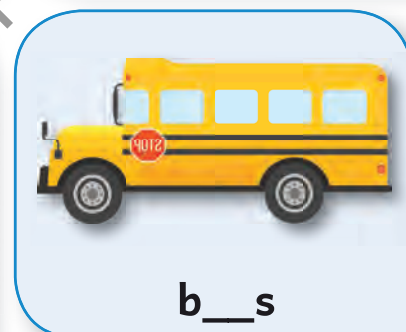







Practice



Fill in the missing letters.

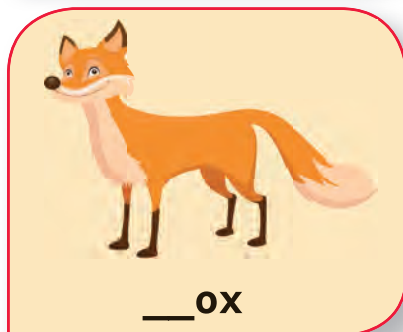

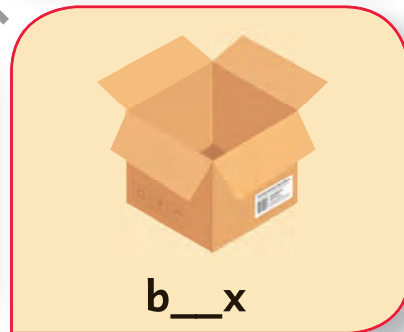





Practice



Fill in the missing letters.





Practice



Fill in the missing letters.



c _ a _



h o _ s _



f i _ _



t _ e _



_ _ or



l _ o _



b a _ _



j _ _ p



b o _ _



ch _ _ r



_ _ ft




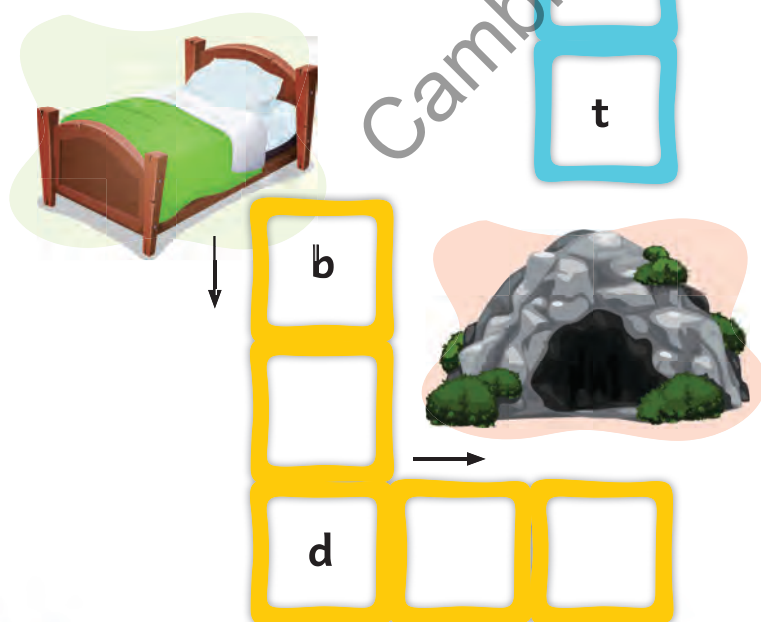

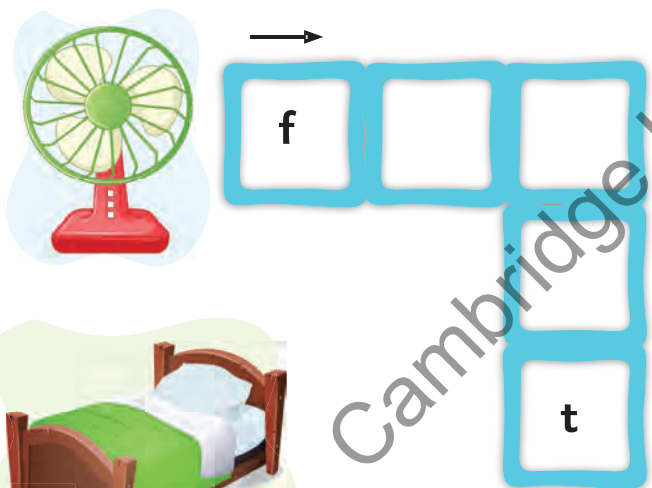


ro _ _






Word Puzzle

Look at the pictures and complete the words.





Practice



Unscramble, write and match.

hne

-

•

•

otp

-

•

•

tah

-

•

•

nus

-

•

•

pne

-

•

•

kay

-

•


•


kdi

-

•

•





Practice



Unscramble, write and match.

bga

-

•

•



etw

-

•



umg

-

•

•



ogj

-

•

•



ebd

-

•

•



tha

-

•

•



igf

-

•

•







Fun Time



Match the animals with their names.



Cambridge University Press

duck

fish

crab

turtle






Fun with Words

Make as many two or three letter words from the given word.

Caterpillar

cat

Cambridge University Press



Talk Time



Fill in the missing letters. Talk about the picture.





Vowels and Consonants

a b c d e f g h i j k
l m n o p q r s t u v
w x y z

Vowels

Letters **a e i o u**
are **Vowels**.

Consonants

Letters other than vowels
are **Consonants**.
These are **b c d f g h j k l m n**
p q r s t v w x y z.



Vowels



Read Aloud

Aa is a vowel as in...



ant



axe



ankle


Ee is a vowel as in...



elephant



envelope



egg

Ii is a vowel as in...



igloo



ink pot



insect

Oo is a vowel as in...



orange



octopus



ostrich

Uu is a vowel as in...



umbrella



urn




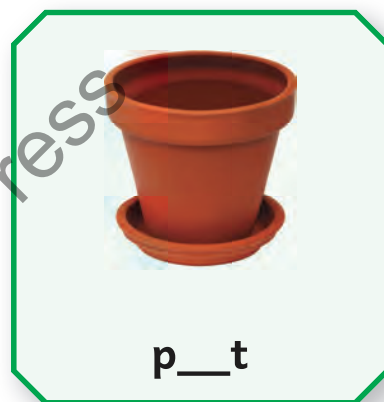




umpire




Fill in the blanks with the vowels.

a e i o u






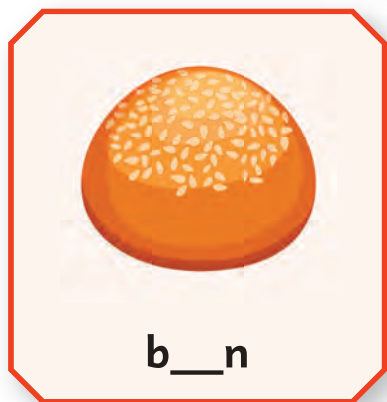



Practice



Fill in the blanks with the vowels.

a e i o u





Practice



Match the pictures with the words.



10



top

tub

hot

bus

can

nap

pin

bin

cot

ten





'a' and 'an'

'a' is used before the words that begin with a
consonant sound.



a goat



a bus



a bee



a star



a zebra




a tub



'a' and 'an'

'an' is used before the words that begin with a vowel sound.

a



an aeroplane

e




an engine

i



an iron

o



an octopus

u



an umbrella



Practice




Fill in the blanks with 'a' or 'an'.



_____ igloo



_____ dog



_____ egg



_____ hat



_____ spider



_____ arrow




_____ train



_____ lollipop



_____ ostrich



Practice



Fill in the blanks with 'a' or 'an'.



camel



axe



doll



engine



apple



owl



goat



frog



ball

My First Steps with Cambridge

Consulting Editor: Sonali Nadkarni

Upper KG



This book belongs to:



CAMBRIDGE
UNIVERSITY PRESS

University Printing House, Cambridge CB2 8BS, United Kingdom

One Liberty Plaza, 20th Floor, New York, NY 10006, USA

477 Williamstown Road, Port Melbourne, VIC 3207, Australia

314–321, 3rd Floor, Plot 3, Splendor Forum, Jasola District Centre, New Delhi – 110025, India

79 Anson Road, #06–04/06, Singapore 079906

Cambridge University Press is part of the University of Cambridge.

It furthers the University's mission by disseminating knowledge in the pursuit of education, learning and research at the highest international levels of excellence.

www.cambridge.org

Information on this title: www.cambridge.org/5555550143933

© Cambridge University Press 2019

This publication is in copyright. Subject to statutory exception and to the provisions of relevant collective licensing agreements, no reproduction of any part may take place without the written permission of Cambridge University Press.

First published 2019

20 19 18 17 16 15 14 13 12 11 10 9 8 7 6 5 4 3 2 1

Printed in India by Officenow India Private Limited., Haryana-131208

ISBN 555-5-550-14393-3

Cambridge University Press has no responsibility for the persistence or accuracy of URLs for external or third-party internet websites referred to in this publication, and does not guarantee that any content on such websites is, or will remain, accurate or appropriate. Information regarding prices, travel timetables, and other factual information given in this work is correct at the time of first printing but Cambridge University Press does not guarantee the accuracy of such information thereafter.

.....
NOTICE TO TEACHERS

The photocopy masters in this publication may be photocopied or distributed [electronically] free of charge for classroom use within the school or institution that purchased the publication. Worksheets and copies of them remain in the copyright of Cambridge University Press, and such copies may not be distributed or used in any way outside the purchasing institution.

.....
Every effort has been made to trace the owners of copyright material included in this book. The publishers would be grateful for any omissions brought to their notice for acknowledgement in future editions of the book.

Introduction



My First Steps with Cambridge is a three-level, comprehensive and holistic course for pre-primary learners. This easy-to-use, multi-skills course has been designed keeping in mind the holistic development of preschoolers. It includes literacy, numeracy, general awareness, and art and craft. Special focus has been given to the development of social, emotional and cognitive skills in students during their formative years.

The programme has multiple learning formats, in the form of skillbooks, workbooks, readers, flash cards and posters, and digital support to ensure effective stimulation and learning.

My First Steps with Cambridge focuses on developing the following skills:

- **Pre-LSRW:** Develops readiness for LSRW skills
- **Cognitive Development:** Develops logical and critical thinking skills
- **Vocabulary Building:** Develops language and literacy skills at early childhood level. Activities based on conversation, interactions, stories, and rhymes help the child to learn new words.
- **Visual Discrimination:** Develops the ability to distinguish between shapes, patterns, letters, colours, and sizes
- **Motor Development:** Develops coordination of small muscle movements by performing various activities such as writing between lines, drawing and colouring. It also helps to develop hand-eye coordination of the child.
- **Socio-emotional Development:** Helps manage one's emotions, express feelings and also encourages positive interaction
- **Creative Development:** Develops an appreciation for colours and aesthetics


Phonics Skillbook helps the learners learn the relationship between the letters of written English language and the sounds of spoken English language in an organised and logical sequence. Understanding these predictable relationships between sounds and letters allow him/her to apply them to both familiar and unfamiliar words and to begin to read with fluency.




Contents





1. Phonic Drill.....	1
2. The /a/ Sound.....	2-4
3. The /e/ Sound.....	5-7
4. The /i/ Sound.....	8-10
5. The /o/ Sound.....	11-13
6. The /u/ Sound.....	14-16
7. Rhyming Words.....	17
8. Long 'a' Sound.....	18
9. Long 'e' Sound.....	19
10. Long 'i' Sound.....	20
11. Long 'o' Sound.....	21
12. Long 'u' Sound.....	22
13. Practice.....	23
14. The /oo/ Sound.....	24
15. The /ee/ Sound.....	25
16. Practice.....	26
17. /br/, /cr/, /dr/ Sounds.....	27
18. /gr/, /tr/ Sounds.....	28
19. Practice.....	29
20. /cl/, /fl/, /pl/ Sounds.....	30
21. Practice.....	31
22. /ch/, /sh/ Sounds.....	32
23. /ph/, /wh/, /th/ Sounds.....	33
24. Practice.....	34-36
25. /ss/, /ll/ Sounds.....	37
26. Different /s/ Sounds.....	38
27. Practice.....	39
28. Different /o/ Sounds.....	40
29. Practice.....	41
30. Reading Fun.....	42-43
31. Some Common Sounds Chart.....	44



Phonic Drill



Look and read aloud.



The /a/ Sound



Look and read aloud.

ab

cab
dab
jab
nab
tab

ad

dad
had
lad
mad
pad
sad

ag

bag
nag
rag
sag
tag
wag

am

dam
ham
jam
mam
ram
yam



an

can
fan
man
pan
ran
van




ap

cap
lap
map
nap
rap
tap



at

bat
cat
fat
hat
mat
vat



The /a/ Sound



Read, trace and write.

bag

bag

Blank handwriting practice lines for the word 'bag'.

nag

nag

Blank handwriting practice lines for the word 'nag'.

tag

tag

Blank handwriting practice lines for the word 'tag'.

can

can

Blank handwriting practice lines for the word 'can'.

fan

fan

Blank handwriting practice lines for the word 'fan'.

man

man

Blank handwriting practice lines for the word 'man'.

bat

bat

Blank handwriting practice lines for the word 'bat'.

cat


cat

Blank handwriting practice lines for the word 'cat'.

mat

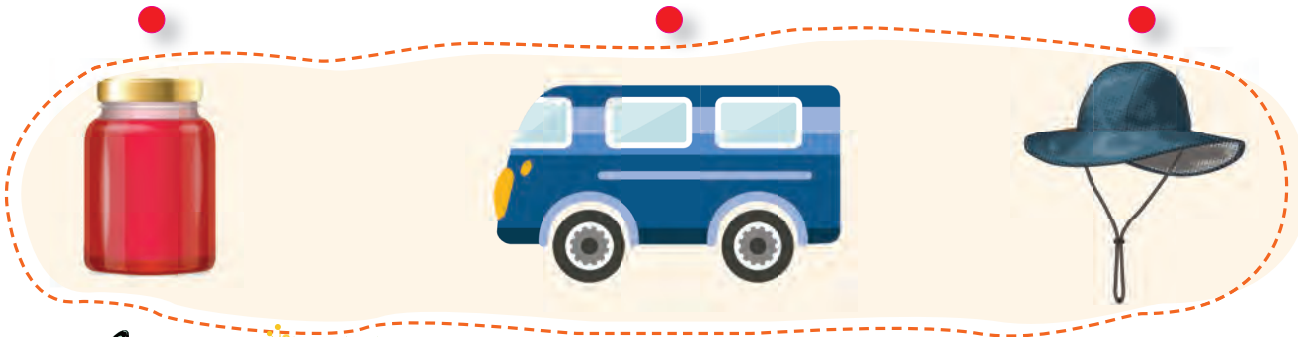
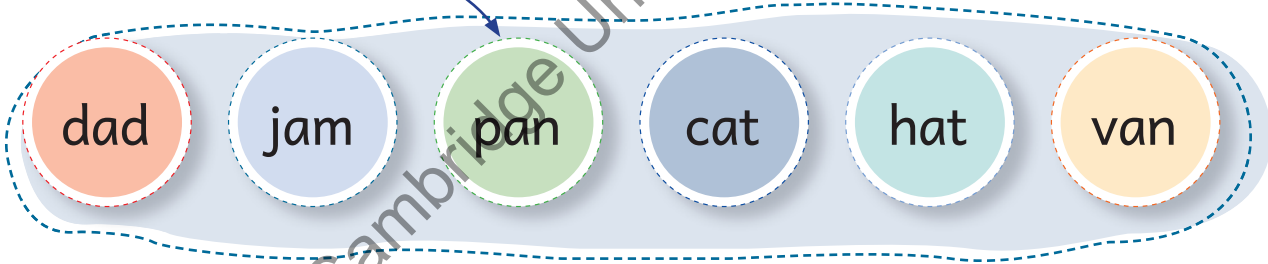
mat

Blank handwriting practice lines for the word 'mat'.



The /a/ Sound

Match the pictures with the words. One has been done for you.



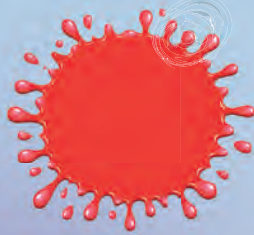
The /e/ Sound



Look and read aloud.

ed

bed
fed
led
red



eg

beg
keg
leg
peg



en

den
hen
men
pen
ten
zen



et

jet
met
pet
set
vet
yet



The /e/ Sound



Read, trace and write.

bed

bed

Blank handwriting practice lines for the word 'bed'.

fed

fed

Blank handwriting practice lines for the word 'fed'.

led

led

Blank handwriting practice lines for the word 'led'.

hen

hen

Blank handwriting practice lines for the word 'hen'.

pen

pen

Blank handwriting practice lines for the word 'pen'.

ten

ten

Blank handwriting practice lines for the word 'ten'.

jet

jet

Blank handwriting practice lines for the word 'jet'.

pet

pet

Blank handwriting practice lines for the word 'pet'.

vet

vet

Blank handwriting practice lines for the word 'vet'.


Cambridge University Press



The /e/ Sound



Match the pictures with the words. One has been done for you.



Cambridge University Press



10



The /i/ Sound



Look and read aloud.

ib

bib
fib
rib

id

did
hid
kid
lid
mid
rid

ig

big
dig
fig
gig
jig
wig

im

dim
him
rim

in

bin
din
fin
pin
tin
win



ip

dip
hip
rip
sip
tip
zip



it

bit
fit
kit
lit
pit
sit



The /i/ Sound



Read, trace and write.

kid

kid

Blank handwriting practice lines for the word 'kid'.

hid

hid

Blank handwriting practice lines for the word 'hid'.

did

did

Blank handwriting practice lines for the word 'did'.

pin

pin

Blank handwriting practice lines for the word 'pin'.

bin

bin

Blank handwriting practice lines for the word 'bin'.

win

win

Blank handwriting practice lines for the word 'win'.

dip

dip

Blank handwriting practice lines for the word 'dip'.

tip

tip

Blank handwriting practice lines for the word 'tip'.

sip

sip

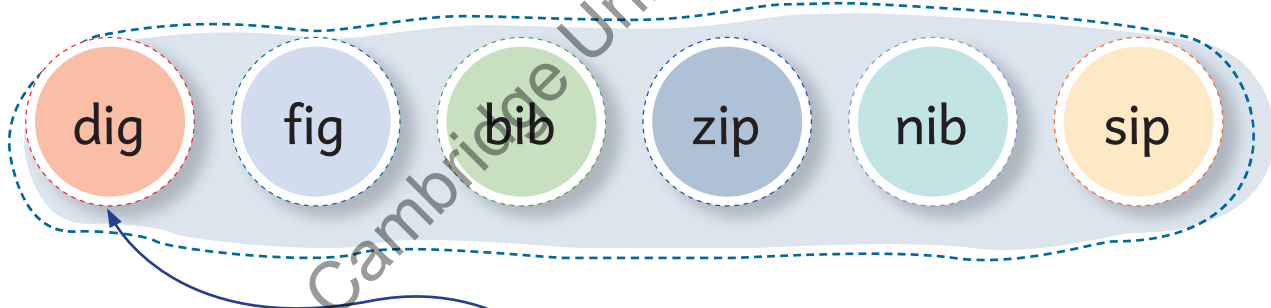

Blank handwriting practice lines for the word 'sip'.



The /i/ Sound



Match the pictures with the words. One has been done for you.



The /o/ Sound



Look and read aloud.

ob

cob
job
lob
mob
rob
sob



od

cod
nod
pod
rod



og

bog
cog
dog
fog
jog
log

op

cop
hop
mop
pop
top



ot

cot
dot
hot
lot
pot
rot



ox

box
cox
fox



The /o/ Sound



Read, trace and write.

cod

cod

Blank handwriting practice lines for the word 'cod'.

nod

nod

Blank handwriting practice lines for the word 'nod'.

pod

pod

Blank handwriting practice lines for the word 'pod'.

fog

fog

Blank handwriting practice lines for the word 'fog'.

dog

dog

Blank handwriting practice lines for the word 'dog'.

log

log

Blank handwriting practice lines for the word 'log'.

hot

hot

Blank handwriting practice lines for the word 'hot'.

pot

pot

Blank handwriting practice lines for the word 'pot'.

lot

lot

Blank handwriting practice lines for the word 'lot'.



The /o/ Sound



Tick (✓) the correct words.



fox ☐

box ☐



pod ☐

cod ☐



cop ☐

top ☐



cot ☐

hot ☐



sob ☐

rob ☐



jog ☐

dog ☐



The /u/ Sound



Look and read aloud.

ub

cub
dub
hub
rub
tub



ud

bud
cud
mud

ug

bug
dug
jug
mug
pug
rug



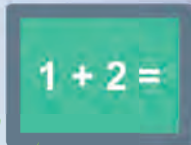
un

bun
fun
run
sun



um

gum
hum
mum
sum



up

cup
pup
sup



ut

but
cut
gut
hut
jut
nut

The /u/ Sound



Read, trace and write.

bug

bug

Blank handwriting practice lines for the word 'bug'.

jug

jug

Blank handwriting practice lines for the word 'jug'.

rug

rug

Blank handwriting practice lines for the word 'rug'.

mum

mum

Blank handwriting practice lines for the word 'mum'.

sum

sum

Blank handwriting practice lines for the word 'sum'.

gum

gum

Blank handwriting practice lines for the word 'gum'.

fun

fun

Blank handwriting practice lines for the word 'fun'.

bun

bun

Blank handwriting practice lines for the word 'bun'.

sun

sun

Blank handwriting practice lines for the word 'sun'.



The /u/ Sound

Fill in the blanks.



t _ b



r _ g



j _ g



m _ g



b _ d



s _ n



h _ t



n _ t



b _ g



Rhyming Words



Two words that sound alike are called
Rhyming Words.

Read aloud the rhyming words.



hug

tug



peg



leg



cop



mop



cat



rat



hut



nut



tap



cap



pin



tin



pen



den



sob



cob



can



man



pit



sit



sip



dip



Long 'a' Sound

Read aloud.

lake

game

cake

plate

gate

nail

rain

table



face

plane


snake

cane

wake

late

date



Long 'e' Sound

Read aloud.



clean

ear

eat

eagle

he

hear

leaf



Cambridge University Press



me

meal

sea

seat

she

tea

tear

weak

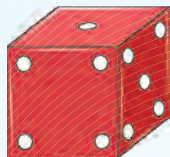


Long 'i' Sound

Read aloud.




dice



dive

file



five

5

hide

hike

hive



ice



kite



lime

mine

ride

ripe

sigh

slice

smile



Phonics
Reader

My First Steps with Cambridge

Consulting Editor: Sonali Nadkarni

Upper KG



This book belongs to:



CAMBRIDGE
UNIVERSITY PRESS

University Printing House, Cambridge CB2 8BS, United Kingdom

One Liberty Plaza, 20th Floor, New York, NY 10006, USA

477 Williamstown Road, Port Melbourne, VIC 3207, Australia

314–321, 3rd Floor, Plot 3, Splendor Forum, Jasola District Centre, New Delhi – 110025, India

79 Anson Road, #06–04/06, Singapore 079906

Cambridge University Press is part of the University of Cambridge.

It furthers the University's mission by disseminating knowledge in the pursuit of education, learning and research at the highest international levels of excellence.

www.cambridge.org

Information on this title: www.cambridge.org/5555550143926

© Cambridge University Press 2019

This publication is in copyright. Subject to statutory exception and to the provisions of relevant collective licensing agreements, no reproduction of any part may take place without the written permission of Cambridge University Press.

First published 2019

20 19 18 17 16 15 14 13 12 11 10 9 8 7 6 5 4 3 2 1

Printed in India by Officenow India Private Limited., Haryana-131208

ISBN 555-5-550-14392-6

Cambridge University Press has no responsibility for the persistence or accuracy of URLs for external or third-party internet websites referred to in this publication, and does not guarantee that any content on such websites is, or will remain, accurate or appropriate. Information regarding prices, travel timetables, and other factual information given in this work is correct at the time of first printing but Cambridge University Press does not guarantee the accuracy of such information thereafter.

.....
NOTICE TO TEACHERS

The photocopy masters in this publication may be photocopied or distributed [electronically] free of charge for classroom use within the school or institution that purchased the publication. Worksheets and copies of them remain in the copyright of Cambridge University Press, and such copies may not be distributed or used in any way outside the purchasing institution.

.....
Every effort has been made to trace the owners of copyright material included in this book. The publishers would be grateful for any omissions brought to their notice for acknowledgement in future editions of the book.

Introduction



My First Steps with Cambridge is a three-level, comprehensive and holistic course for pre-primary learners. This easy-to-use, multi-skills course has been designed keeping in mind the holistic development of preschoolers. It includes literacy, numeracy, general awareness, and art and craft. Special focus has been given to the development of social, emotional and cognitive skills in students during their formative years.

The programme has multiple learning formats, in the form of skillbooks, workbooks, readers, flash cards and posters, and digital support to ensure effective stimulation and learning.

My First Steps with Cambridge focuses on developing the following skills:

- **Pre-LSRW:** Develops readiness for LSRW skills.
- **Cognitive Development:** Develops logical and critical thinking skills.
- **Vocabulary Building:** Develops language and literacy skills at early childhood level. Activities based on conversation, interactions, stories, and rhymes help the child to learn new words.
- **Visual Discrimination:** Develops the ability to distinguish between shapes, patterns, letters, colours, and sizes.
- **Motor Development:** Develops coordination of small muscle movements by performing various activities such as writing between lines, drawing and colouring. It also helps to develop hand-eye coordination of the child.
- **Socio-emotional Development:** Helps manage one's emotions, express feelings and also encourages positive interaction.
- **Creative Development:** Develops an appreciation for colours and aesthetics.

Phonics Reader helps the learner learn the relationship between the letters of written English language and the sounds of spoken English language in an organised and logical sequence. Understanding these predictable relationships between sounds and letters allow learners to apply them to both familiar and unfamiliar words and to begin to read with fluency.



Contents



/ch/ and /sh/ Sounds

1. /ch/ Sound – Chan and Charlie 1
2. /sh/ Sound – A Shiny Ship for Sherry 6

Long Vowel Sounds

3. Long 'a' Sound – Kane and the Cake 12
4. Long 'ee' and 'oo' Sounds – Adee at the Zoo 19

/tr/ Sound

5. /tr/ Sound – Troy and Tracy 27
6. Mixed Bag – Stacy, Macy and Lucy 34



I. Chan and Charlie

This is Chan.

He has a friend Charlie. Chan and Charlie sit on a bench.



Chan has two chawks. Charlie has some cherries.



Chan and Charlie catch the school bus.



Chan sits next to Charlie in the bus.



Chan eats the cherries. Charlie has fun with the chalks.



2. A Shiny Ship for Sherry

Shane and Sherry are friends.



Shane has some cash.



Shane goes to shop a shiny ship for Sherry.

Sherry said, "Ship? Sh! Sh! Sh!"



Shane asked, "Why?"

Sherry said, "The ship can sink."



Shane said, "We will keep the ship on the shelf. It will not sink."



Then, Shane said, "Shall I?"
Sherry said, "Cheers!"




Numeracy
Skillbook

My First Steps with Cambridge

Consulting Editor: Sonali Nadkarni

Upper KG



This book belongs to:



CAMBRIDGE
UNIVERSITY PRESS

CAMBRIDGE
UNIVERSITY PRESS

University Printing House, Cambridge CB2 8BS, United Kingdom

One Liberty Plaza, 20th Floor, New York, NY 10006, USA

477 Williamstown Road, Port Melbourne, VIC 3207, Australia

314–321, 3rd Floor, Plot 3, Splendor Forum, Jasola District Centre, New Delhi – 110025, India

79 Anson Road, #06–04/06, Singapore 079906

Cambridge University Press is part of the University of Cambridge.

It furthers the University's mission by disseminating knowledge in the pursuit of education, learning and research at the highest international levels of excellence.

www.cambridge.org

Information on this title: www.cambridge.org/5555550143827

© Cambridge University Press 2019

This publication is in copyright. Subject to statutory exception and to the provisions of relevant collective licensing agreements, no reproduction of any part may take place without the written permission of Cambridge University Press.

First published 2019

20 19 18 17 16 15 14 13 12 11 10 9 8 7 6 5 4 3 2 1

Printed in India by Officenow India Private Limited., Haryana-131208

ISBN 555-5-550-14382-7

Cambridge University Press has no responsibility for the persistence or accuracy of URLs for external or third-party internet websites referred to in this publication, and does not guarantee that any content on such websites is, or will remain, accurate or appropriate. Information regarding prices, travel timetables, and other factual information given in this work is correct at the time of first printing but Cambridge University Press does not guarantee the accuracy of such information thereafter.

.....
NOTICE TO TEACHERS

The photocopy masters in this publication may be photocopied or distributed [electronically] free of charge for classroom use within the school or institution that purchased the publication. Worksheets and copies of them remain in the copyright of Cambridge University Press, and such copies may not be distributed or used in any way outside the purchasing institution.

.....
Every effort has been made to trace the owners of copyright material included in this book. The publishers would be grateful for any omissions brought to their notice for acknowledgement in future editions of the book.



Introduction

My First Steps with Cambridge is a three-level, comprehensive and holistic course for pre-primary students. This easy-to-use, multi-skilled course has been designed keeping in mind the learning requirements of pre-schoolers, which includes literacy, numeracy, general awareness, and art and craft. Special focus has been given to the development of social and emotional skills in students during their formative years.

The programme has multiple learning formats, in the form of skillbooks, workbooks, readers, flash cards and posters, and digital support to ensure effective stimulation and learning.

My First Steps with Cambridge focuses on developing the following skills:

- **Pre-LSRW:** Develops readiness for LSRW skills at later stage
- **Cognitive Development:** Develops logical and critical thinking skills
- **Vocabulary Building:** Develops language and literacy skills at early childhood level. Activities like conversation, interactions, stories, and rhymes help the child to learn new words.
- **Visual Discrimination:** Develops the ability to identify differences such as shapes, patterns, letters, colours, and sizes
- **Motor Development:** Develops coordination of small muscle movements by performing various activities such as writing between lines, drawing and colouring. It also helps to develop hand-eye coordination of the child.
- **Socio-emotional Development:** Helps manage one's emotions, express feelings and encourages positive interaction
- **Creative Development:** Develops an appreciation for colours and aesthetics

Numeracy Skillbook introduces the child to the world of numbers through engaging activities. Shapes and patterns make him/her more discerning and aware of his/her surroundings. The child is also introduced to several new mathematical concepts.

Sticker activities make revision of the concepts fun and interesting. The Learning Analysis Chart provides a comprehensive analysis and evaluation of the child's learning. The workbook accompanying the skillbook seeks to reinforce the concepts learnt through extensive practice worksheets.




Contents

1. Fun Time	1-2	44. Practice	57-59
2. Data Handling	3	45. Equal To	60
3. Practice	4	46. Practice	61-62
4. Full, Half and Empty	5	47. Shapes.....	63
5. Left and Right	6	48. Some More Shapes	64
6. Open and Close	7	49. Practice	65-68
7. Up and Down	8	50. Patterns	69
8. Light and Heavy	9	51. Practice	70
9. More and Less	10	52. Forward and Backward Counting	71
10. Same and Different	11	53. Practice	72
11. Hot and Cold	12	54. Sticker Activity	73
12. Thick and Thin	13	55. Counting by 2s	74
13. High and Low	14	56. Skip Counting by 2s	75
14. Big, Bigger, Biggest	15	57. Practice	76
15. Practice	16	58. Counting by 5s	77
16. Tall, Taller, Tallest	17	59. Skip Counting by 5s	78
17. Practice	18	60. Practice	79
18. Long, Longer, Longest	19	61. Counting by 10s	80
19. Practice	20	62. Tens and Ones	81
20. Groups	21	63. Practice	82-84
21. Numbers 1-20	22	64. Addition (+)	85
22. Practice	23-26	65. Practice	86-88
23. Number Names 1-20	27	66. Sticker Activity	89
24. Practice	28-30	67. Practice	90-92
25. Numbers 1-50	31	68. Talk Time	93
26. Practice	32	69. Addition with Number Line	94
27. Number Names 21-30	33	70. Practice	95-96
28. Number Names 31-40	34	71. Adding Zero	97
29. Number Names 41-50	35	72. Addition - Word Problems	98
30. Practice	36-39	73. Practice	99-100
31. Numbers 51-100	40	74. Subtraction (-)	101
32. Numbers 1-100	41	75. Practice	102-104
33. Ordinals	42	76. Subtraction with Number Line	105
34. Practice	43-45	77. Practice	106-107
35. Before Numbers	46	78. Subtracting Zero	108
36. After Numbers	47	79. Subtraction - Word Problems	109
37. Between Numbers	48	80. Practice	110
38. Practice	49-51	81. Time	111
39. Increasing Order	52	82. Practice	112
40. Practice	53	83. Indian Currency	113
41. Decreasing Order	54	84. Practice	114
42. Practice	55	85. Sticker Activity	115
43. Greater Than, Less Than	56	86. Learning Analysis	116




Fun Time

Complete the necklace and colour it.




Draw 2 more apples.





Fun Time


Complete the pictures.



Draw 4 more petals on the flower and colour.



Add 6 more rays to the sun.









Data Handling

Count each water animal and colour the boxes accordingly.



Water Animals									
									
									
									
									









































Practice



Count and colour the boxes accordingly.

	10	9	8	7	6	5	4	3	2	1
										
										
										
										
										
										
										
										
										
										
										
										
										
										
										
										
										
										
										
										
										
										
										
										
										
										
										
										
										
										
										







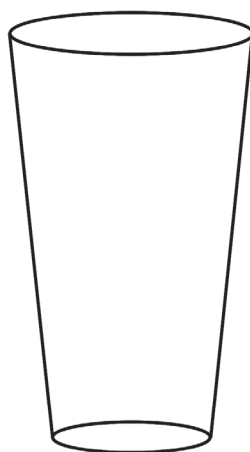
Full, Half and Empty



Tick (✓) the empty jar.



Colour the glass to show it is full.








Left and Right



Is the dog to the left or right of the things? Write.

















Open and Close




open



close

Write 'O' for open and 'C' for close.





Up and Down




up



down


Colour the bird that is flying up in the sky.





Light and Heavy

Circle the light thing in each set.





Circle the heavy thing in each set.





More and Less

Tick (✓) the box with more things.


☐☐☐☐☐☐



Same and Different






same



different

Circle the thing that is different in each row.





Hot and Cold



hot



cold

Tick (✓) the child who is feeling cold.



Circle the hot thing with a red crayon and the cold thing with a blue one.





Thick and Thin



thick




thin

Tick (✓) the thin vegetable.

☐☐

Colour the thick tree.






High and Low

high



low




Tick (✓) the animal sitting high up on the tree.





Big, Bigger, Biggest



big





bigger




biggest

Draw a bigger fish and colour.





Draw a bigger ball and colour.





Practice

Colour the biggest star blue.



Circle the biggest duck.





Tall, Taller, Tallest



tall




taller





tallest

Draw a taller glass and colour.



Draw a taller flower and colour.


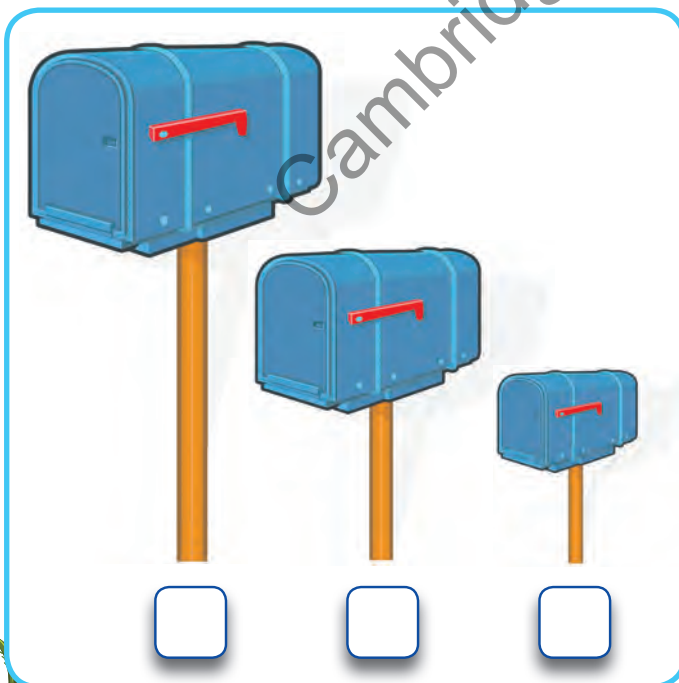




Practice



Tick (✓) the tallest thing in each box.





Long, Longer, Longest



long





longer



longest

Tick (✓) the longest thing in each set.

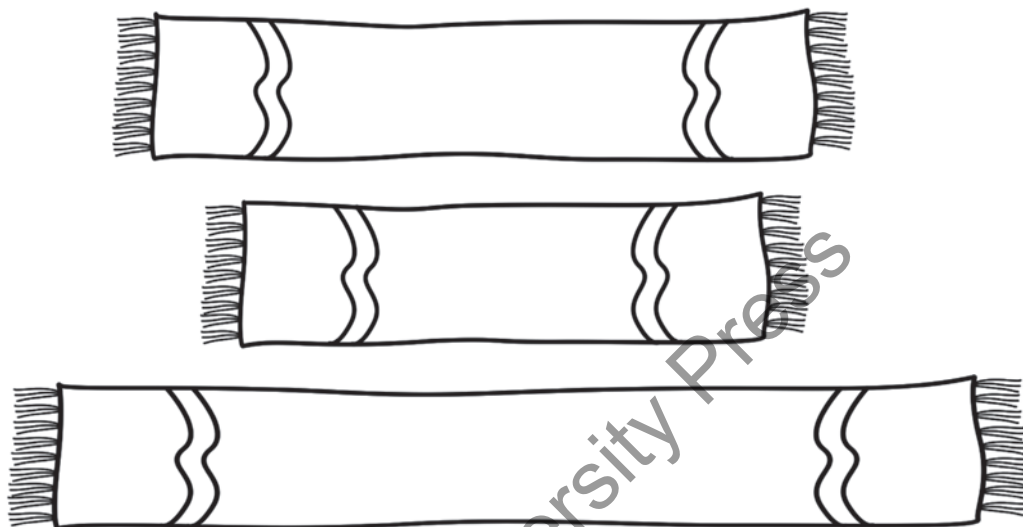




Practice



Colour the longest scarf.



Draw a longer worm.




Draw a line longer than this line below it.





Tick (✓) the group that has the most oranges.



Tick (✓) the group that has the least fish.



Tick (✓) the group that has the most cupcakes.





Numbers 1–20











Fill in the missing numbers.





Practice

Count and write the number of seeds.





Practice

Read the numbers and draw as many things.

9

7

4

5

8

1






Cambridge University Press





Practice

Count and match.



4

3

1

6

5




2

10

8

7

9






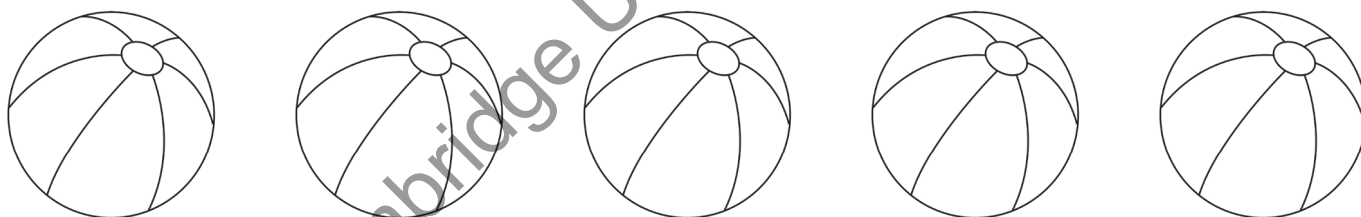
Practice

Count and colour.


6 pots



3 balls



10 stars

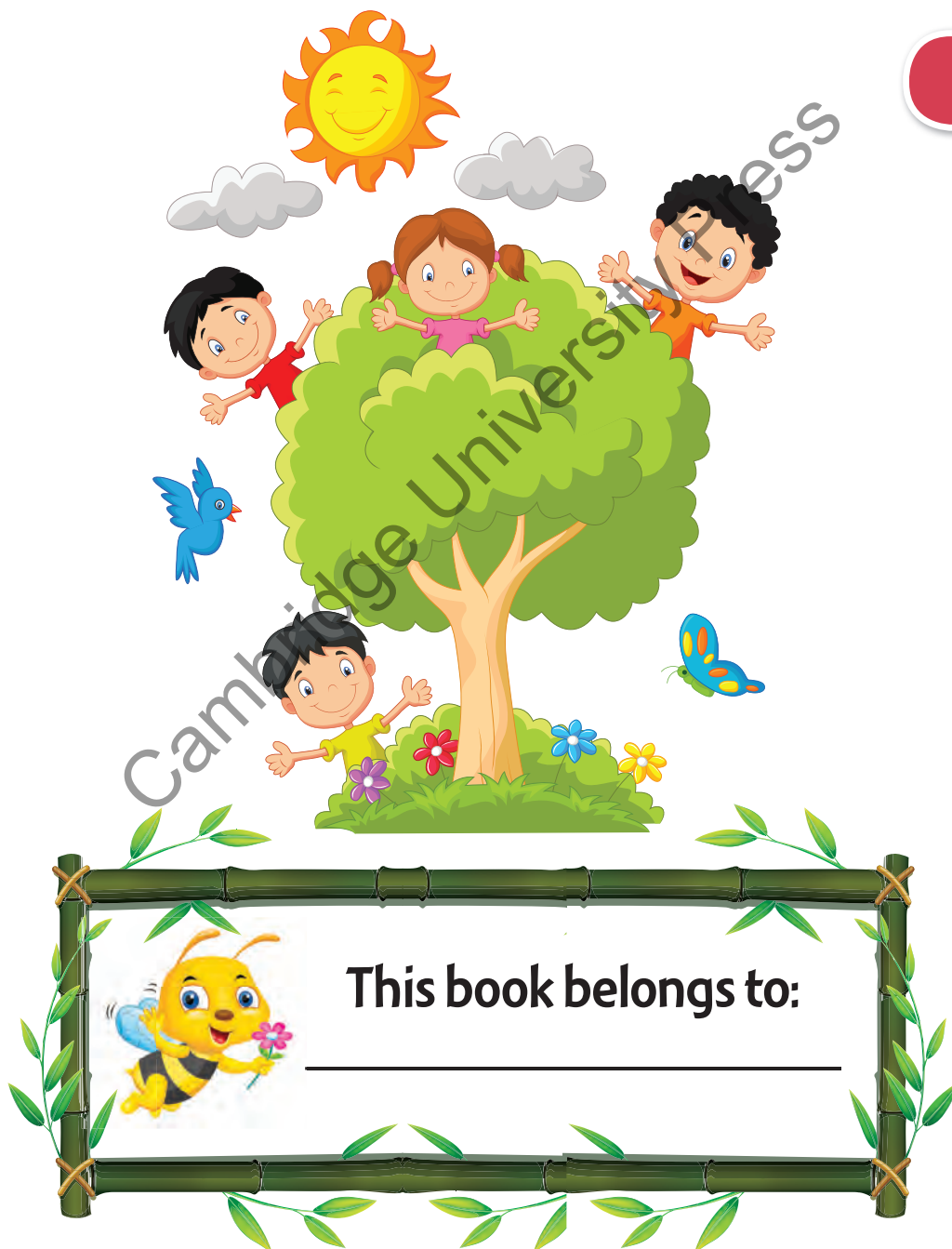


Awareness
Skillbook

My First Steps with Cambridge

Consulting Editor: Sonali Nadkarni

Upper KG



CAMBRIDGE
UNIVERSITY PRESS

CAMBRIDGE
UNIVERSITY PRESS

University Printing House, Cambridge CB2 8BS, United Kingdom

One Liberty Plaza, 20th Floor, New York, NY 10006, USA

477 Williamstown Road, Port Melbourne, VIC 3207, Australia

314–321, 3rd Floor, Plot 3, Splendor Forum, Jasola District Centre, New Delhi – 110025, India

79 Anson Road, #06–04/06, Singapore 079906

Cambridge University Press is part of the University of Cambridge.

It furthers the University's mission by disseminating knowledge in the pursuit of education, learning and research at the highest international levels of excellence.

www.cambridge.org

Information on this title: www.cambridge.org/5555550143841

© Cambridge University Press 2019

This publication is in copyright. Subject to statutory exception and to the provisions of relevant collective licensing agreements, no reproduction of any part may take place without the written permission of Cambridge University Press.

First published 2019

20 19 18 17 16 15 14 13 12 11 10 9 8 7 6 5 4 3 2 1

Printed in India by Officenow India Private Limited., Haryana-131208

ISBN 555-5-550-14384-1

Cambridge University Press has no responsibility for the persistence or accuracy of URLs for external or third-party internet websites referred to in this publication, and does not guarantee that any content on such websites is, or will remain, accurate or appropriate. Information regarding prices, travel timetables, and other factual information given in this work is correct at the time of first printing but Cambridge University Press does not guarantee the accuracy of such information thereafter.

.....
NOTICE TO TEACHERS

The photocopy masters in this publication may be photocopied or distributed [electronically] free of charge for classroom use within the school or institution that purchased the publication. Worksheets and copies of them remain in the copyright of Cambridge University Press, and such copies may not be distributed or used in any way outside the purchasing institution.

.....
Every effort has been made to trace the owners of copyright material included in this book. The publishers would be grateful for any omissions brought to their notice for acknowledgement in future editions of the book.



Introduction



My First Steps with Cambridge is a three-level, comprehensive and holistic course for pre-primary students. This easy-to-use, multi-skilled course has been designed keeping in mind the learning requirements of pre-schoolers, which includes literacy, numeracy, general awareness, and art and craft. Special focus has been given to the development of social and emotional skills in students during their formative years.

The programme has multiple learning formats, in the form of skillbooks, workbooks, readers, flash cards and posters, and digital support to ensure effective stimulation and learning.

My First Steps with Cambridge focuses on developing the following skills:

- **Pre-LSRW:** Develops readiness for LSRW skills at later stage
- **Cognitive Development:** Develops logical and critical thinking skills
- **Vocabulary Building:** Develops language and literacy skills at early childhood level. Activities like conversation, interactions, stories, and rhymes help the child to learn new words.
- **Visual Discrimination:** Develops the ability to identify differences such as shapes, patterns, letters, colours, and sizes
- **Motor Development:** Develops coordination of small muscle movements by performing various activities such as writing between lines, drawing and colouring. It also helps to develop hand-eye coordination of the child.
- **Socio-emotional Development:** Helps manage one's emotions, express feelings and encourages positive interaction
- **Creative Development:** Develops an appreciation for colours and aesthetics

Awareness Skillbook familiarises the child with his/her immediate surroundings and gradually to the wider environment. Sticker activities make revision of the concepts fun and interesting. The Learning Analysis Chart provides a comprehensive analysis and evaluation of the child's learning.





Contents

1. About Me.....	1
2. My Body.....	2
3. Sense Organs.....	3
4. Keeping Clean.....	4
5. My Family.....	5-7
6. My House.....	8
7. Parts of a House.....	9
8. Types of Houses.....	10
9. Fun Time.....	11
10. My School.....	12
11. Practice.....	13
12. Good Manners in School.....	14
13. My Friends.....	15
14. My Computer.....	16
15. Practice.....	17
16. Uses of a Computer.....	18
17. Animals.....	19
18. Animals Living in Very Hot Regions.....	20
19. Animals Living in Very Cold Regions.....	21
20. Animals Living on Trees.....	22
21. Animals Living In and Around Water.....	23
22. Sticker Activity.....	24
23. Sounds of Animals.....	25
24. Practice.....	26
25. Plants.....	27
26. Practice.....	28
27. Parts of a Tree.....	29
28. Practice.....	30
29. Different Trees.....	31
30. Practice.....	32
31. Vegetables.....	33-34
32. Fun Time.....	35
33. Fruits.....	36
34. Sticker Activity.....	37
35. Flowers.....	38-39
36. Things We Make from Flowers.....	40
37. Practice.....	41
38. Food.....	42
39. Healthy Food.....	43
40. Unhealthy Food.....	44
41. Sticker Activity.....	45
42. Vehicles.....	46
43. Some More Vehicles.....	47

44. Public Transport.....	48
45. Private Transport.....	49
46. Fun Time.....	50
47. Road Safety.....	51-52
48. Traffic Light.....	53
49. Our Helpers.....	54-55
50. Practice.....	56
51. Good Habits.....	57-58
52. Practice.....	59
53. Magic Words.....	60
54. Practice.....	61
55. Water.....	62
56. Saving Water.....	63
57. Talk Time.....	64
58. Forms of Water.....	65
59. Practice.....	66
60. Save the Environment.....	67-68
61. Talk Time.....	69
62. Seasons.....	70
63. Living and Non-Living Things.....	71-72
64. Practice.....	73
65. Day and Night.....	74
66. Practice.....	75
67. Colours.....	76
68. Fun Time.....	77
69. Places in Our Neighbourhood.....	78-79
70. Practice.....	80
71. Games.....	81-82
72. Practice.....	83
73. Musical Instruments.....	84-85
74. Practice.....	86
75. Planets of the Solar System.....	87
76. Our Country, India.....	88
77. Our National Symbols.....	89
78. Fun Time.....	90
79. Some People of India.....	91-92
80. Fun Time.....	93
81. Some Dances of India.....	94
82. Festivals.....	95-96
83. Fun Time.....	97
84. Important Days.....	98
85. Fun Time.....	99
86. Learning Analysis Chart.....	100





About Me



My name is

_____.



I am

years old.



I am a

_____.



My favourite
colour is

_____.



My favourite
food is

_____.

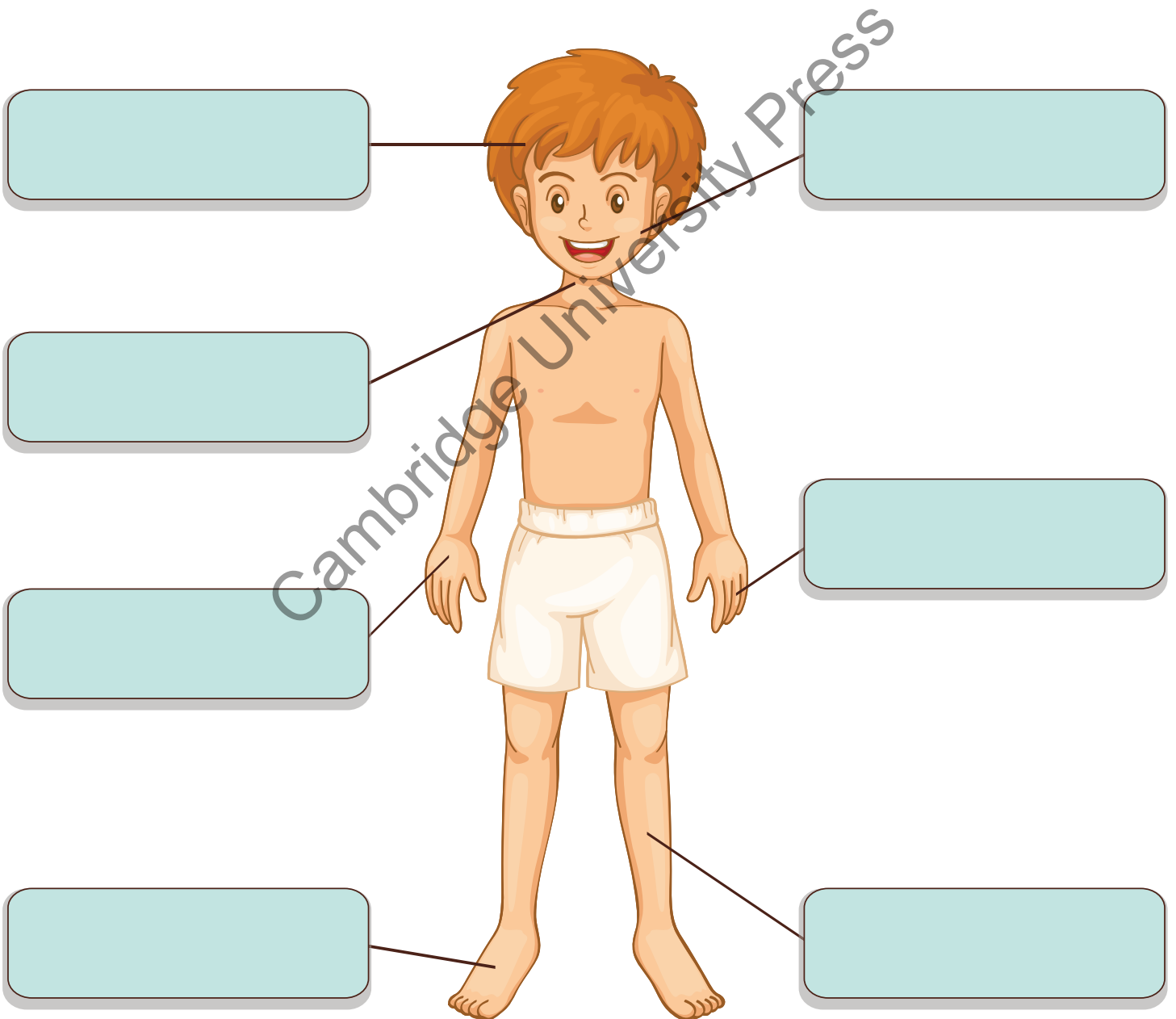




My Body

Look at the picture and write the correct parts of the body from the help box.


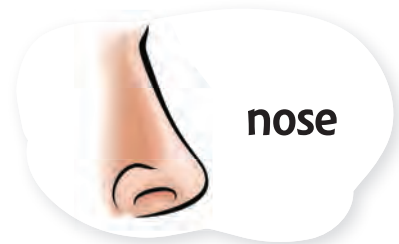
head neck face hand leg finger feet





Sense Organs

Match with the sense organ which helps you know that the:





Keeping Clean

Tick (✓) the things we do to keep clean.



Not taking
a bath ☐



Wearing
clean clothes ☐



Eating meals
on time ☐



Brushing
teeth ☐



Washing
hands ☐



Playing
in mud ☐




Rinsing mouth
after meals ☐





My Family

This is Mira's family.





My Family

This is my family!

Paste photos and write names of the members of your family.

my mother

my father

my sister

my brother

my grandmother

my grandfather

my uncle

my aunt

my cousin





My Family

Tick (✓) the things you do to help your family members.



Helping
parents

☐

Packing your
school bag

☐

Tidying
your room

☐

Cleaning
the house

☐

Helping
grandparents

☐

Playing with
siblings

☐



My House

Rooms in My House



We cook food in the kitchen.



We sleep in the bedroom.



We clean ourselves in the bathroom.



We receive guests in the living room.





Parts of a House



roof

window

balcony

garage


door

driveway

path



Types of Houses



apartment



bungalow



hut



houseboat



tent





Fun Time

Draw any one type of house you like, and colour it.

Cambridge University Press





My School




The name of my school is _____





Practice

What do you pack in your school bag? Draw lines to connect.





Good Manners in School

Tick (✓) the good manners and cross out (✗) the bad manners.



Helping your teachers



Waiting for your turn



Littering the classroom



Helping your classmates



Laughing at your friends



Sharing things with classmates



Scribbling on the wall and benches



Raising your hand to answer



Fighting in class



My Friends

Paste a photo of yourself with your friends.

Write the names of your friends.

My friends are:



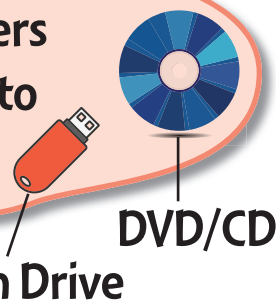


My Computer

A computer is a machine. It runs on electricity. It works very fast and helps us save time and energy.




You must have seen your elders use a DVD/CD or a Pen Drive to store information.




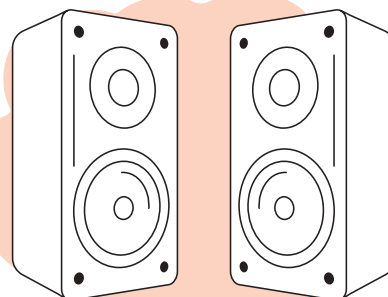


Practice

Colour the computer monitor.



Colour the printer.






Uses of a Computer

Computers are used everywhere.



school



bank



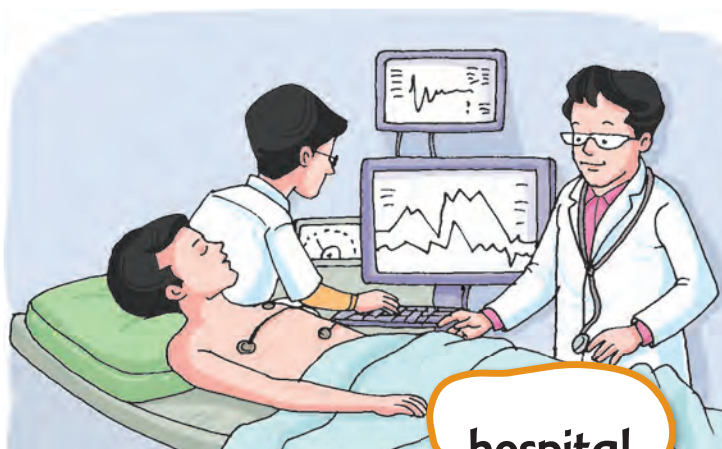
office



railway station and airport



shop



hospital



Animals

Write 'W' for wild animals, 'D' for domestic animals, and 'P' for pet animals.



giraffe

☐

dog

☐

hen

☐

monkey

☐

cat

☐

rabbit

☐

snake

☐

goat

☐

lion

☐




Animals Living in Very Hot Regions



rattlesnake



scorpion



desert lizard



camel



desert fox





Animals Living in Very Cold Regions



walrus



seal



polar bear



snow leopard



penguin





Animals Living on Trees



monkey



squirrel



koala



chameleon



red panda






Animals Living In and Around Water



hippopotamus



turtle



whale



frog



alligator










Sticker Activity

Sort and paste the stickers of the animals in the right columns.


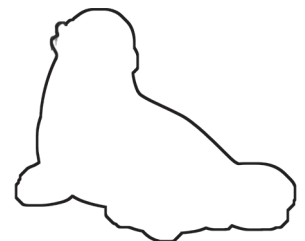
Animals Living
on Trees



Animals Living
in Very Hot Regions



Animals Living
in Very Cold Regions




Book of
Wellness

My First Steps with Cambridge

Consulting Editor: Sonali Nadkarni

Upper KG



CAMBRIDGE
UNIVERSITY PRESS

University Printing House, Cambridge CB2 8BS, United Kingdom

One Liberty Plaza, 20th Floor, New York, NY 10006, USA

477 Williamstown Road, Port Melbourne, VIC 3207, Australia

314–321, 3rd Floor, Plot 3, Splendor Forum, Jasola District Centre, New Delhi – 110025, India

79 Anson Road, #06–04/06, Singapore 079906

Cambridge University Press is part of the University of Cambridge.

It furthers the University's mission by disseminating knowledge in the pursuit of education, learning and research at the highest international levels of excellence.

www.cambridge.org

Information on this title: www.cambridge.org/5555550143940

© Cambridge University Press 2019

This publication is in copyright. Subject to statutory exception and to the provisions of relevant collective licensing agreements, no reproduction of any part may take place without the written permission of Cambridge University Press.

First published 2019

20 19 18 17 16 15 14 13 12 11 10 9 8 7 6 5 4 3 2 1

Printed in India by Officenow India Private Limited., Haryana-131208

ISBN 555-5-550-14394-0

Cambridge University Press has no responsibility for the persistence or accuracy of URLs for external or third-party internet websites referred to in this publication, and does not guarantee that any content on such websites is, or will remain, accurate or appropriate. Information regarding prices, travel timetables, and other factual information given in this work is correct at the time of first printing but Cambridge University Press does not guarantee the accuracy of such information thereafter.

.....
NOTICE TO TEACHERS

The photocopy masters in this publication may be photocopied or distributed [electronically] free of charge for classroom use within the school or institution that purchased the publication. Worksheets and copies of them remain in the copyright of Cambridge University Press, and such copies may not be distributed or used in any way outside the purchasing institution.

.....
Every effort has been made to trace the owners of copyright material included in this book. The publishers would be grateful for any omissions brought to their notice for acknowledgement in future editions of the book.

Introduction

My First Steps with Cambridge is a three-level, comprehensive and holistic course for pre-primary learners. This easy-to-use, multi-skills course has been designed keeping in mind holistic development of preschoolers. It includes literacy, numeracy, general awareness, and art and craft. Special focus has been given to the development of social, emotional and cognitive skills in students during their formative years.

The programme has multiple learning formats, in the form of skillbooks, workbooks, readers, flash cards and posters, and digital support to ensure effective stimulation and learning.

My First Steps with Cambridge focuses on developing the following skills:

- **Pre-LSRW:** Develops readiness for LSRW skills
- **Cognitive Development:** Develops logical and critical thinking skills
- **Vocabulary Building:** Develops language and literacy skills at early childhood level. Activities based on conversation, interactions, stories, and rhymes help the child to learn new words.
- **Visual Discrimination:** Develops the ability to distinguish between shapes, patterns, letters, colours, and sizes
- **Motor Development:** Develops coordination of small muscle movements by performing various activities such as writing between lines, drawing and colouring. It also helps to develop hand-eye coordination of the child.
- **Socio-emotional Development:** Helps manage one's emotions, express feelings and also encourages positive interaction
- **Creative Development:** Develops an appreciation for colours and aesthetics

Book of Wellness covers two sections – socio-emotional learning and health and physical development. The socio-emotional learning section equips the learners with emotional management skills in their formative years. The purpose is to help them grow into conscientious and socially-sensitive individuals. The health and physical development section makes a concerted effort to make kinesthetic learning an active part of their education.




Contents


Socio-emotional Learning

1. Feelings	2-4
2. Anger.....	5
3. Managing Anger	6-9
4. Keeping Safe	10-14
5. Respecting Differences.....	15-17
6. Keeping Organised	18
7. Sharing Is Caring	19-20
8. Fun Time.....	21
9. Problem Solving.....	22-23

Health and Physical Development

10. Body Movements.....	25-27
11. Yoga for Kids.....	28





Socio-emotional Learning



Feelings


How do you feel today? Look and tick (✓).



Help the learners identify feelings and emotions through the girl's facial expressions. You may conduct a show-and-tell activity in the class where each learner can pick an emotion and act it out.

Feelings

Look, read and match.



I got good grades.



I lost my pencil box.

angry

happy

sad

scared

It is dark inside.



My brother took
my toy car.




Feelings


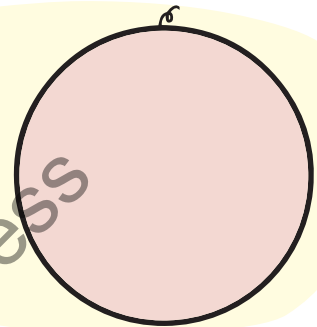
Express your feelings. Look, read and draw.

How are you?



Draw here.




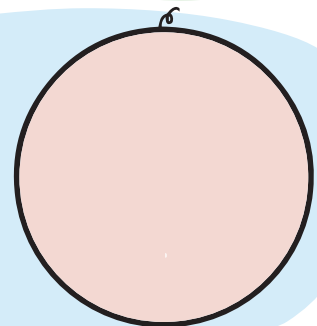
I am great!




I am fine.



I am OK.



I am not so good.



Help the learners understand how to express their feelings in words through this activity.

Anger

What do you see? Talk about it.



Ask the learners to look carefully and identify what is happening.

Ask them what makes them angry and how they express their anger. Help them understand that expressing anger by shouting and throwing things is not right.



Managing Anger

What Not to Do When Angry

Do not shout.



Do not hurt others.



Do not hurt yourself.



Do not use unkind words.

Do not throw things.



Managing Anger

What to Do When Angry

Follow traffic light rules.



Managing Anger

Ways to Calm Down

1 2 3 ...



Count till 10.



Drink water.



Draw a picture.



Think of something funny.

Ways to Let Go

Walk away.

Or

Talk it out.



Managing Anger

Take turns to talk about anger.

I feel _____ angry _____.

(Share how you feel.)



When...

(Share what makes you angry.)



Please do not...

(Share what not to do to make you angry.)



Encourage children to identify what makes them angry and then talk about it based on the cues given above.



Art and Craft
Skillbook

My First Steps with Cambridge

Consulting Editor: Sonali Nadkarni

Upper KG



This book belongs to:



CAMBRIDGE
UNIVERSITY PRESS

CAMBRIDGE
UNIVERSITY PRESS

University Printing House, Cambridge CB2 8BS, United Kingdom

One Liberty Plaza, 20th Floor, New York, NY 10006, USA

477 Williamstown Road, Port Melbourne, VIC 3207, Australia

314–321, 3rd Floor, Plot 3, Splendor Forum, Jasola District Centre, New Delhi – 110025, India

79 Anson Road, #06–04/06, Singapore 079906

Cambridge University Press is part of the University of Cambridge.

It furthers the University's mission by disseminating knowledge in the pursuit of education, learning and research at the highest international levels of excellence.

www.cambridge.org

Information on this title: www.cambridge.org/5555550143858

© Cambridge University Press 2019

This publication is in copyright. Subject to statutory exception and to the provisions of relevant collective licensing agreements, no reproduction of any part may take place without the written permission of Cambridge University Press.

First published 2019

20 19 18 17 16 15 14 13 12 11 10 9 8 7 6 5 4 3 2 1

Printed in India by Officenow India Private Limited., Haryana-131208

ISBN 555-5-550-14385-8

Cambridge University Press has no responsibility for the persistence or accuracy of URLs for external or third-party internet websites referred to in this publication, and does not guarantee that any content on such websites is, or will remain, accurate or appropriate. Information regarding prices, travel timetables, and other factual information given in this work is correct at the time of first printing but Cambridge University Press does not guarantee the accuracy of such information thereafter.

.....
NOTICE TO TEACHERS

The photocopy masters in this publication may be photocopied or distributed [electronically] free of charge for classroom use within the school or institution that purchased the publication. Worksheets and copies of them remain in the copyright of Cambridge University Press, and such copies may not be distributed or used in any way outside the purchasing institution.

.....
Every effort has been made to trace the owners of copyright material included in this book. The publishers would be grateful for any omissions brought to their notice for acknowledgement in future editions of the book.



Introduction


My First Steps with Cambridge is a three-level, comprehensive and holistic course for pre-primary students. This easy-to-use, multi-skilled course has been designed keeping in mind the learning requirements of pre-schoolers, which includes literacy, numeracy, general awareness, and art and craft. Special focus has been given to the development of social and emotional skills in students during their formative years.

The programme has multiple learning formats, in the form of skillbooks, workbooks, readers, flash cards and posters, and digital support to ensure effective stimulation and learning.

My First Steps with Cambridge focuses on developing the following skills:


- **Pre-LSRW:** Develops readiness for LSRW skills at later stage
- **Cognitive Development:** Develops logical and critical thinking skills
- **Vocabulary Building:** Develops language and literacy skills at early childhood level. Activities like conversation, interactions, stories, and rhymes help the child to learn new words.
- **Visual Discrimination:** Develops the ability to identify differences such as shapes, patterns, letters, colours, and sizes
- **Motor Development:** Develops coordination of small muscle movements by performing various activities such as writing between lines, drawing and colouring. It also helps to develop hand-eye coordination of the child.
- **Socio-emotional Development:** Helps manage one's emotions, express feelings and encourages positive interaction
- **Creative Development:** Develops an appreciation for colours and aesthetics

Art and Craft Skillbook fosters a sense of creative and aesthetic appreciation in the young learners. This further leads the child to represent objects, events and ideas through activities like drawing, colouring, painting, printing and origami. Wide range of activities in the book provide opportunities to exercise fine motor skills which is an important pre-writing skill.



Contents

1. Colour	1-2
2. Draw	3
3. Imagine and Draw	4-5
4. Step-by-Step Drawing	6-7
5. Imagine and Draw	8
6. Paint and Print – Thumb Printing	9
7. My Doodle Page	10
8. Paste – Paper Pasting	11
9. My Doodle Page	12
10. Step-by-Step Drawing	13-14
11. Paint and Print – Bubble Wrap Printing	15
12. My Doodle Page	16
13. Paper Folding	17
14. Draw	18
15. Paste	19
16. My Doodle Page	20
17. Paste – Tear and Paste	21
18. My Doodle Page	22
19. Paint – Blow Painting	23
20. My Doodle Page	24
21. Paste – Cotton Pasting	25
22. My Doodle Page	26
23. Paint – Spray Painting	27
24. My Doodle Page	28
25. Paste – Leaves Pasting	29
26. My Doodle Page	30
27. Paste – Sand Pasting	31
28. My Doodle Page	32
29. Mask Making	33
30. My Doodle Page	34
31. Paint and Print – Vegetable Printing	35
32. Doodle Page	36




Colour the sailboat.



Colour

Colour the children playing with sand.



Draw

Draw a circle around the eyes and mouth to make a face.



Imagine and Draw

Now, draw your face.

Cambridge University Press



Encourage imaginative and
freehand drawing.



Imagine and Draw


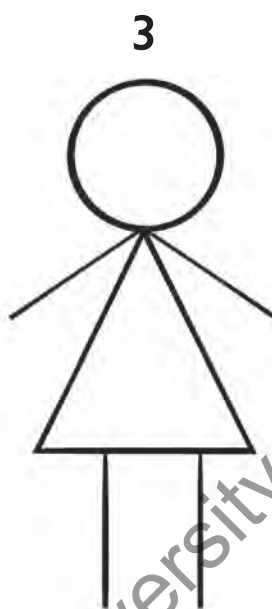


The sky looks empty. Let us draw some clouds in it.

Cambridge University Press

Encourage imaginative and
freehand drawing.

Step-by-Step Drawing

Follow the steps to draw a girl.




Draw here.

Cambridge University Press

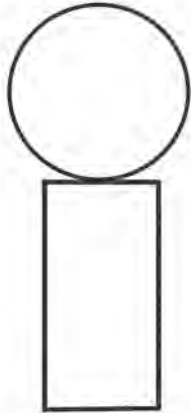
Step-by-Step Drawing

Follow the steps to draw a boy.

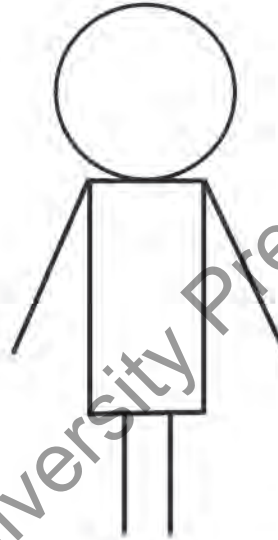
1




2



3



4



Draw here.

Cambridge University Press

Imagine and Draw

Meet Jim. Draw a friend for him.



Cambridge University Press



Encourage imaginative and freehand drawing.



Thumb Printing

Make a family of chicks using thumb printing.




Help the students dip their thumbs in yellow paint and make a print as shown here.

My Doodle Page

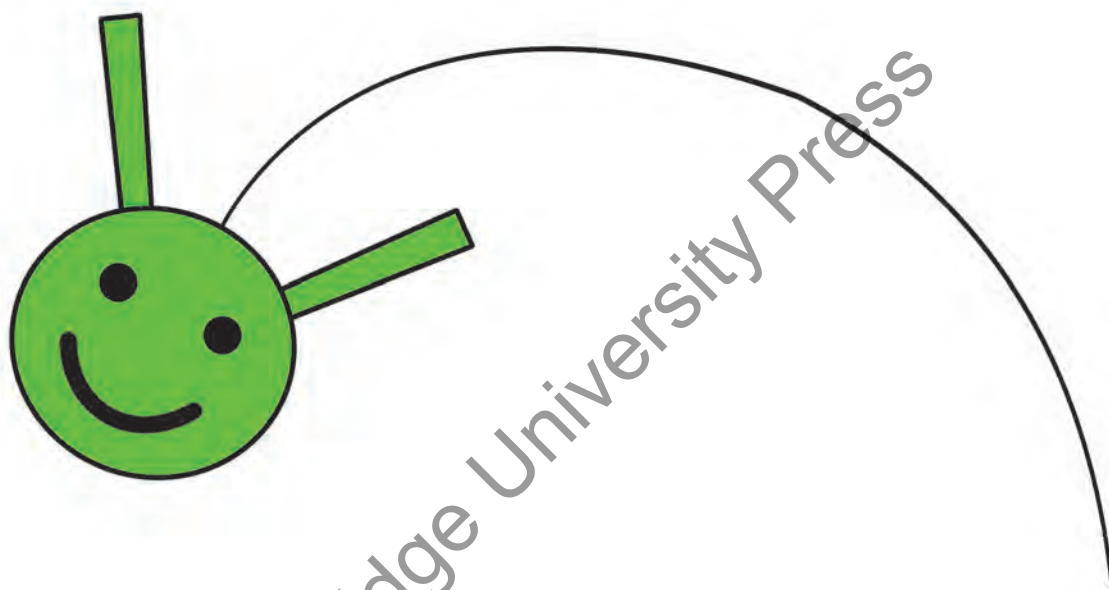
Doodle anything you like.

Cambridge University Press



Paper Pasting

Paste circle-cutouts to make a caterpillar.



Cambridge University Press



Cut out circles from green and yellow marble papers and help the students paste it as shown.



My First Steps with Cambridge

Consulting Editor: Sonali Nadkarni

Upper KG



This book belongs to:



CAMBRIDGE
UNIVERSITY PRESS

University Printing House, Cambridge CB2 8BS, United Kingdom

One Liberty Plaza, 20th Floor, New York, NY 10006, USA

477 Williamstown Road, Port Melbourne, VIC 3207, Australia

314–321, 3rd Floor, Plot 3, Splendor Forum, Jasola District Centre, New Delhi – 110025, India

79 Anson Road, #06–04/06, Singapore 079906

Cambridge University Press is part of the University of Cambridge.

It furthers the University's mission by disseminating knowledge in the pursuit of education, learning and research at the highest international levels of excellence.

www.cambridge.org

Information on this title: www.cambridge.org/5555550143810

© Cambridge University Press 2019

This publication is in copyright. Subject to statutory exception and to the provisions of relevant collective licensing agreements, no reproduction of any part may take place without the written permission of Cambridge University Press.

First published 2019

20 19 18 17 16 15 14 13 12 11 10 9 8 7 6 5 4 3 2 1

Printed in India by Officenow India Private Limited., Haryana-131208

ISBN 555-5-550-14381-0

Cambridge University Press has no responsibility for the persistence or accuracy of URLs for external or third-party internet websites referred to in this publication, and does not guarantee that any content on such websites is, or will remain, accurate or appropriate. Information regarding prices, travel timetables, and other factual information given in this work is correct at the time of first printing but Cambridge University Press does not guarantee the accuracy of such information thereafter.

.....
NOTICE TO TEACHERS

The photocopy masters in this publication may be photocopied or distributed [electronically] free of charge for classroom use within the school or institution that purchased the publication. Worksheets and copies of them remain in the copyright of Cambridge University Press, and such copies may not be distributed or used in any way outside the purchasing institution.

.....
Every effort has been made to trace the owners of copyright material included in this book. The publishers would be grateful for any omissions brought to their notice for acknowledgement in future editions of the book.

Introduction



My First Steps with Cambridge is a three-level, comprehensive and holistic course for pre-primary learners. This easy-to-use, multi-skills course has been designed keeping in mind the holistic development of preschoolers. It includes literacy, numeracy, general awareness, and art and craft. Special focus has been given to the development of social, emotional and cognitive skills in students during their formative years.

The program has multiple learning formats, in the form of skillbooks, workbooks, readers, flash cards and posters, and digital support to ensure effective stimulation and learning.

My First Steps with Cambridge focuses on developing the following skills:

- **Pre-LSRW:** Develops readiness for LSRW skills
- **Cognitive Development:** Develops logical and critical thinking skills
- **Vocabulary Building:** Develops language and literacy skills at early childhood level. Activities based on conversation, interactions, stories and rhymes help the child to learn new words.
- **Visual Discrimination:** Develops the ability to distinguish between shapes, patterns, letters, colours and sizes
- **Motor Development:** Develops coordination of small muscle movements by performing various activities such as writing between lines, drawing and colouring. It also helps to develop hand-eye coordination of the child.
- **Socio-emotional Development:** Helps manage one's emotions, express feelings and also encourages positive interaction
- **Creative Development:** Develops an appreciation for colours and aesthetics

Rhymes Book has interesting, sing along rhymes that help develop expression, intonation and gross motor skills of the learners.

Contents

1.	Kookaburra Sits On the Old Gum Tree.....	1
2.	A Little Bird and I.....	2
3.	Doe, a Deer.....	3
4.	Old MacDonald Had a Farm.....	4
5.	The Itsy Bitsy Monkey.....	6
6.	I'm a Little Chicken.....	7
7.	The Dog Says.....	8
8.	Happy Naughty Monkey.....	9
9.	Little Birdie in the Sky.....	10
10.	Ten Little Fingers.....	11
11.	I Have a Toothbrush.....	12
12.	The Night Sky.....	13
13.	Two Lovely Eyes.....	14
14.	Here We Go Round the Mulberry Bush.....	16
15.	All of Me.....	18
16.	Two Hands to Hold.....	19
17.	Miss Polly Had a Dolly.....	20
18.	Out in the Garden.....	21
19.	Pat-a-Cake.....	22
20.	I'm a Police Officer.....	23
21.	The Traffic Policeman.....	24
22.	Community Helpers.....	25
23.	The Little Plant.....	26
24.	Mango Tree.....	28
25.	A Little Seed.....	29
26.	Five Lovely Flowers.....	30
27.	Deep in the Seed.....	32
28.	Tomatoes Are Red.....	33
29.	Oranges and Lemons.....	34
30.	Days of the Week.....	35
31.	The Weather Song.....	36
32.	A Small Boat.....	37
33.	The Big Yellow Bus.....	38
34.	You Are My Sunshine.....	39
35.	Dashing Through the Snow.....	40
36.	Rectangle Is the Window.....	42
37.	We Wish You a Merry Christmas.....	44

Kookaburra Sits On the Old Gum Tree

Kookaburra sits on the old gum tree,
Merry merry king of the bush is he.
Laugh, Kookaburra, laugh,
Gay your life must be!



A Little Bird and I

Once I saw a little bird
Come hop, hop, hop;
So I cried, "Little bird,
Will you stop, stop, stop?"
And was going to the window
To say, "How do you do?"
But he shook his little tail,
And far away he flew.



Doe, a Deer

Doe! - a deer, a female deer
Ray! - a drop of golden sun
Me! - a name I call myself
Far! - a long, long way to run
Sew! - a needle pulling thread
La! - a note to follow sew
Tea! - a drink with jam and bread
That would bring us back to do...oh, oh, oh!
Do, re, me, fa, so, la, ti, do.



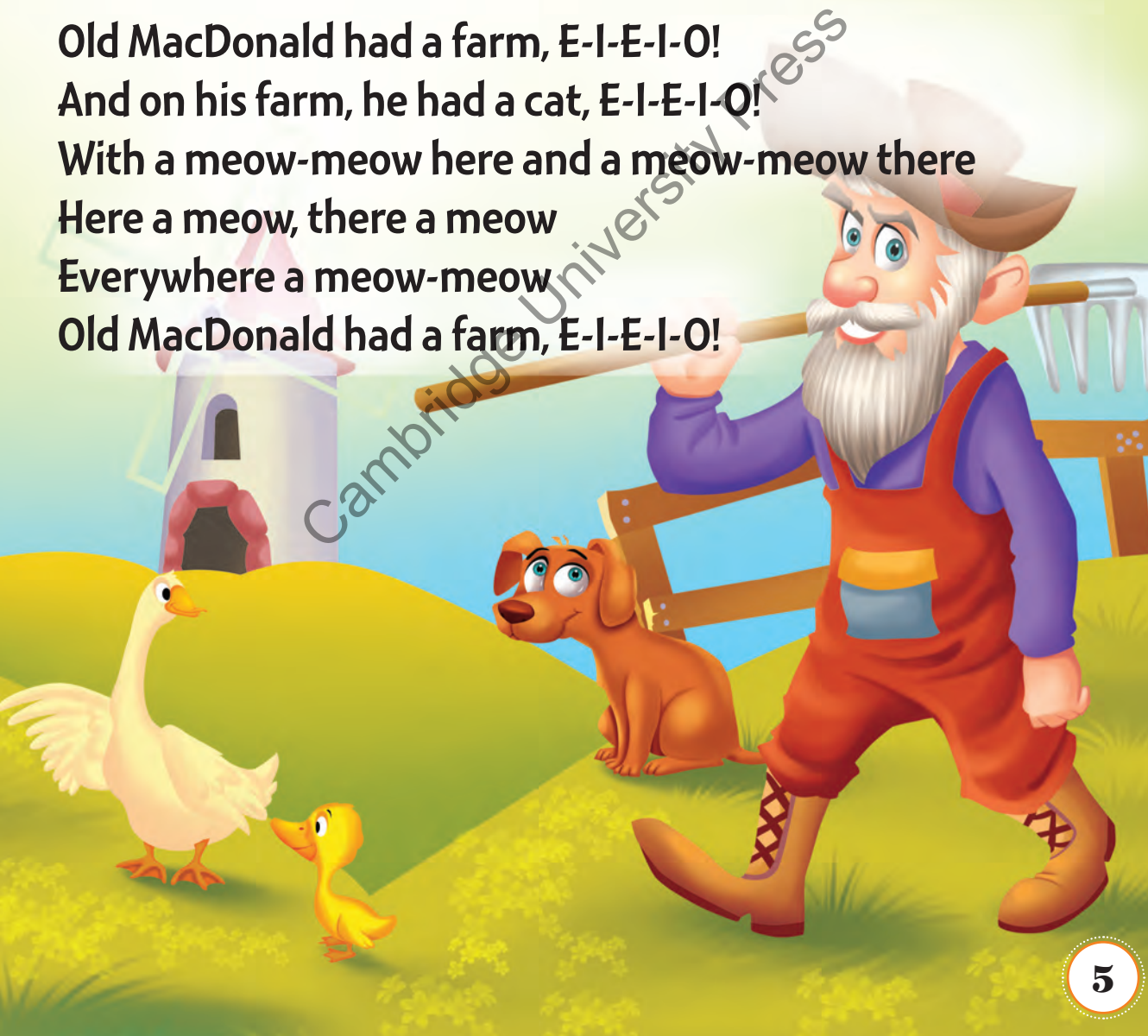
Old MacDonald Had a Farm

Old MacDonald had a farm, E-I-E-I-O!
And on his farm, he had a cow, E-I-E-I-O!
With a moo-moo here, and a moo-moo there,
Here a moo, there a moo
Everywhere a moo-moo
Old MacDonald had a farm, E-I-E-I-O!



Old MacDonald had a farm, E-I-E-I-O!
And on his farm, he had a duck, E-I-E-I-O!
With a quack-quack here and a quack-quack there
Here a quack, there a quack
Everywhere a quack-quack
Old MacDonald had a farm, E-I-E-I-O!


Old MacDonald had a farm, E-I-E-I-O!
And on his farm, he had a cat, E-I-E-I-O!
With a meow-meow here and a meow-meow there
Here a meow, there a meow
Everywhere a meow-meow
Old MacDonald had a farm, E-I-E-I-O!



The Itsy Bitsy Monkey

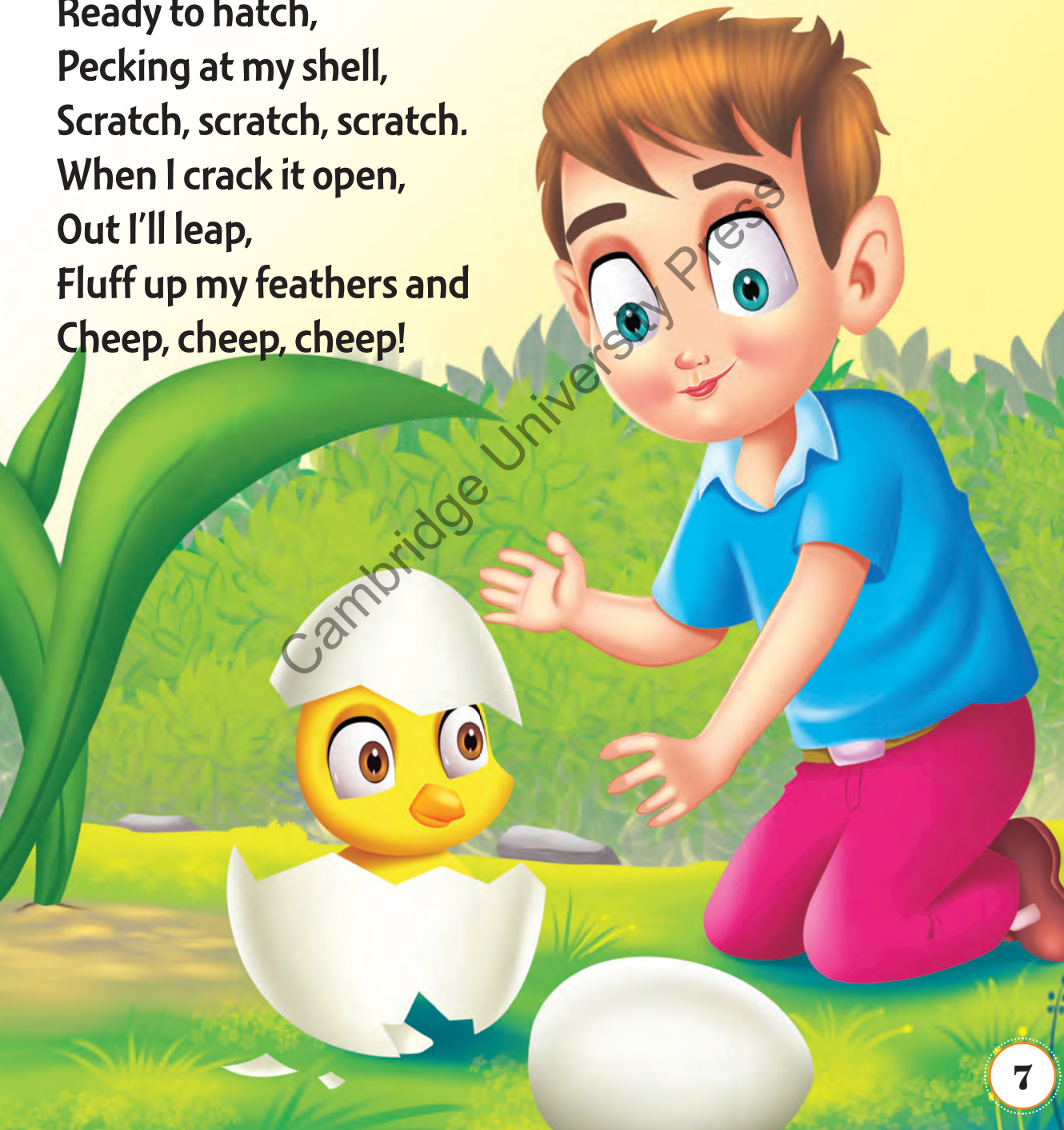
The itsy bitsy monkey,
Climbed up the coconut tree.
Down came a coconut,
And hit him on his knee!
OWWW!

Out came a lion,
Shaking his mighty mane,
And the itsy bitsy monkey
Climbed up the tree again!



I'm a Little Chicken

I'm a little chicken.
Ready to hatch,
Pecking at my shell,
Scratch, scratch, scratch.
When I crack it open,
Out I'll leap,
Fluff up my feathers and
Cheep, cheep, cheep!



The Dog Says

The dog says bow-bow,
The cat says meow-meow,
The sheep says baa-baa,
The cow says moo-moo,
The watch says tick-tock,
The hen says cluck-cluck,
The cock says cock-a-doodle-do.



Happy Naughty Monkey

A happy naughty monkey,
Hanging from a tree.
Eating a big yellow banana,
Playing with glee.
Jumping from branch to branch,
Hanging by his tail.
He is forever joyful, never does he wail.



Little Birdie in the Sky

Little birdie in the sky,
Come and teach me how to fly.
Show me how you build your nest,
With twigs and leaves, and all that's best.



Ten Little Fingers

Ten little fingers,
Ten little toes,
Two little ears,
And one little nose.
Two little eyes
That shine so bright,
And one little mouth
to kiss mother
good night.





walk

Cambridge University Press



hang

Cambridge University Press



stand

Cambridge University Press



pull

Cambridge University Press



throw

Cambridge University Press



push

Cambridge University Press



jump

Cambridge University Press



hold

Cambridge University Press



sleep

Cambridge University Press



sit

Cambridge University Press



paint

Cambridge University Press



climb

Cambridge University Press



front




back

Cursive Writing

My First Steps with Cambridge

Consulting Editor: Sonali Nadkarni

Upper KG



CAMBRIDGE
UNIVERSITY PRESS

CAMBRIDGE
UNIVERSITY PRESS

University Printing House, Cambridge CB2 8BS, United Kingdom

One Liberty Plaza, 20th Floor, New York, NY 10006, USA

477 Williamstown Road, Port Melbourne, VIC 3207, Australia

314–321, 3rd Floor, Plot 3, Splendor Forum, Jasola District Centre, New Delhi – 110025, India

79 Anson Road, #06–04/06, Singapore 079906

Cambridge University Press is part of the University of Cambridge.

It furthers the University's mission by disseminating knowledge in the pursuit of education, learning and research at the highest international levels of excellence.

www.cambridge.org

Information on this title: www.cambridge.org/5555550146651

© Cambridge University Press 2019

This publication is in copyright. Subject to statutory exception and to the provisions of relevant collective licensing agreements, no reproduction of any part may take place without the written permission of Cambridge University Press.

First published 2019

20 19 18 17 16 15 14 13 12 11 10 9 8 7 6 5 4 3 2 1

Printed in India by

ISBN 555-5-550-14665-1

Cambridge University Press has no responsibility for the persistence or accuracy of URLs for external or third-party internet websites referred to in this publication, and does not guarantee that any content on such websites is, or will remain, accurate or appropriate. Information regarding prices, travel timetables, and other factual information given in this work is correct at the time of first printing but Cambridge University Press does not guarantee the accuracy of such information thereafter.

NOTICE TO TEACHERS

The photocopy masters in this publication may be photocopied or distributed [electronically] free of charge for classroom use within the school or institution that purchased the publication. Worksheets and copies of them remain in the copyright of Cambridge University Press, and such copies may not be distributed or used in any way outside the purchasing institution.

Every effort has been made to trace the owners of copyright material included in this book. The publishers would be grateful for any omissions brought to their notice for acknowledgement in future editions of the book.

Introduction

My First Steps with Cambridge is a three-level, comprehensive and holistic course for pre-primary learners. This easy-to-use, multi-skills course has been designed keeping in mind the holistic development of preschoolers. It includes literacy, numeracy, general awareness, and art and craft. Special focus has been given to the development of social, emotional and cognitive skills in students during their formative years.

The program has multiple learning formats, in the form of skillbooks, workbooks, readers, flash cards and posters, and digital support to ensure effective stimulation and learning.

My First Steps with Cambridge focuses on developing the following skills:

- **Pre-LSRW:** Develops readiness for LSRW skills
- **Cognitive Development:** Develops logical and critical thinking skills
- **Vocabulary Building:** Develops language and literacy skills at early childhood level. Activities based on conversation, interactions, stories, and rhymes help the child to learn new words.
- **Visual Discrimination:** Develops the ability to distinguish between shapes, patterns, letters, colours, and sizes
- **Motor Development:** Develops coordination of small muscle movements by performing various activities such as writing between lines, drawing and colouring. It also helps to develop hand-eye coordination of the child.
- **Socio-emotional Development:** Helps manage one's emotions, express feelings and also encourages positive interaction
- **Creative Development:** Develops an appreciation for colours and aesthetics

Cursive Writing hones the handwriting skills of the learners. Cursive writing practice builds fine motor skills, improves pencil grasp and hand-eye coordination.

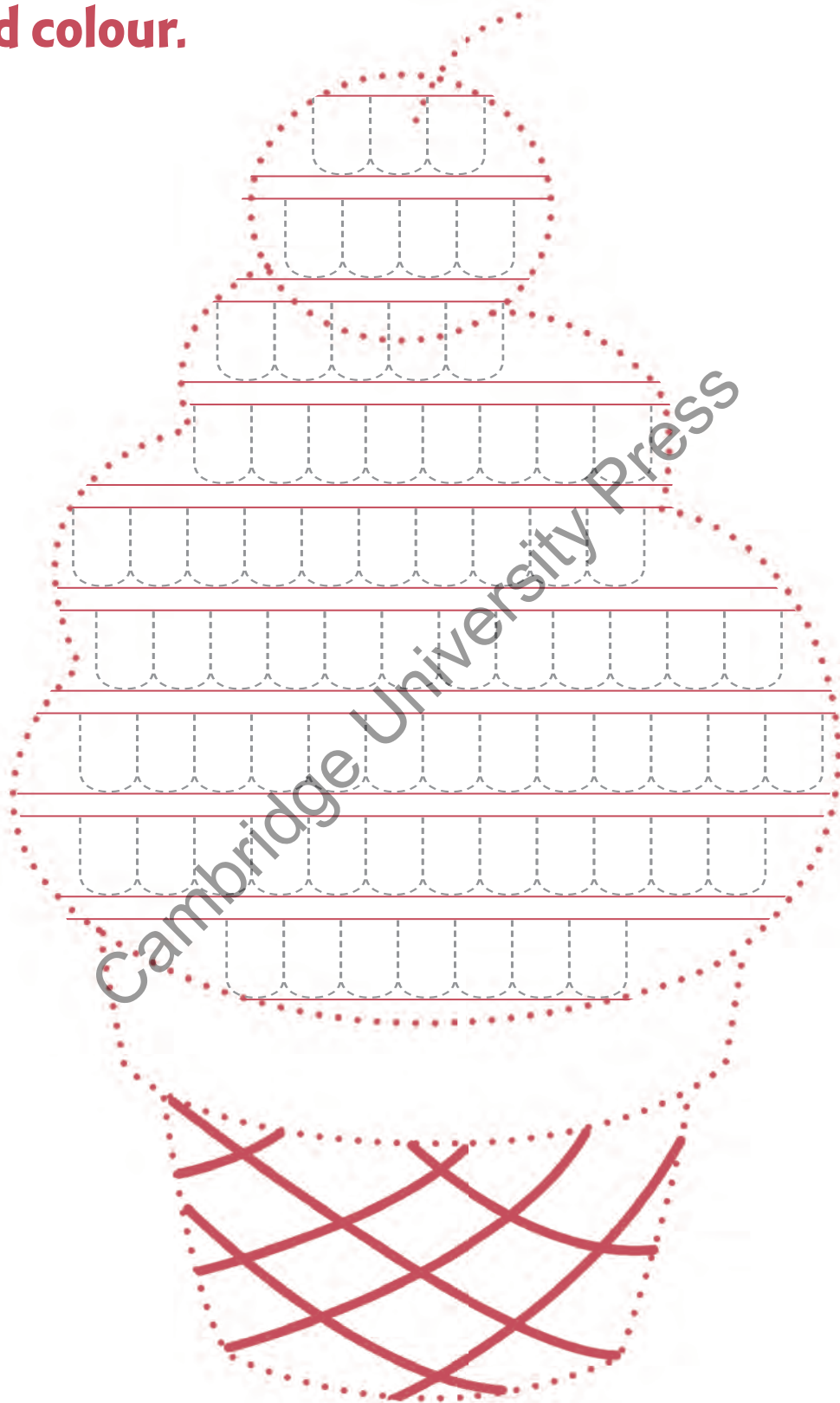


Contents

1. Pattern Tracing	1-3	30. Letter N	32
2. Standing/Sleeping Lines	4	31. Letter n	33
3. Slanting Lines	5	32. Letter O	34
4. Letter A	6	33. Letter o	35
5. Letter a	7	34. Letter P	36
6. Letter B	8	35. Letter p	37
7. Letter b	9	36. Letter Q	38
8. Letter C	10	37. Letter q	39
9. Letter c	11	38. Letter R	40
10. Letter D	12	39. Letter r	41
11. Letter d	13	40. Letter S	42
12. Letter E	14	41. Letter s	43
13. Letter e	15	42. Letter T	44
14. Letter F	16	43. Letter t	45
15. Letter f	17	44. Letter U	46
16. Letter G	18	45. Letter u	47
17. Letter g	19	46. Letter V	48
18. Letter H	20	47. Letter v	49
19. Letter h	21	48. Letter W	50
20. Letter I	22	49. Letter w	51
21. Letter i	23	50. Letter X	52
22. Letter J	24	51. Letter x	53
23. Letter j	25	52. Letter Y	54
24. Letter K	26	53. Letter y	55
25. Letter k	27	54. Letter Z	56
26. Letter L	28	55. Letter z	57
27. Letter l	29	56. Letters A-Z	58
28. Letter M	30	57. Letters a-z	59
29. Letter m	31	58. Fun Time	60

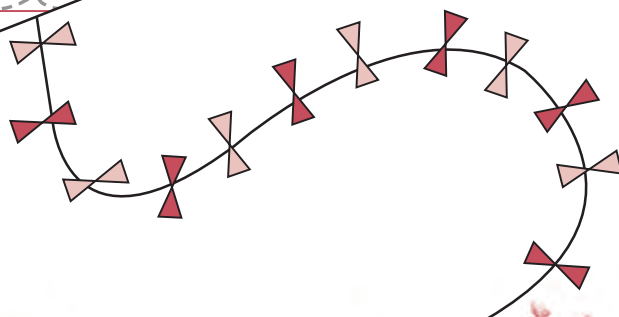
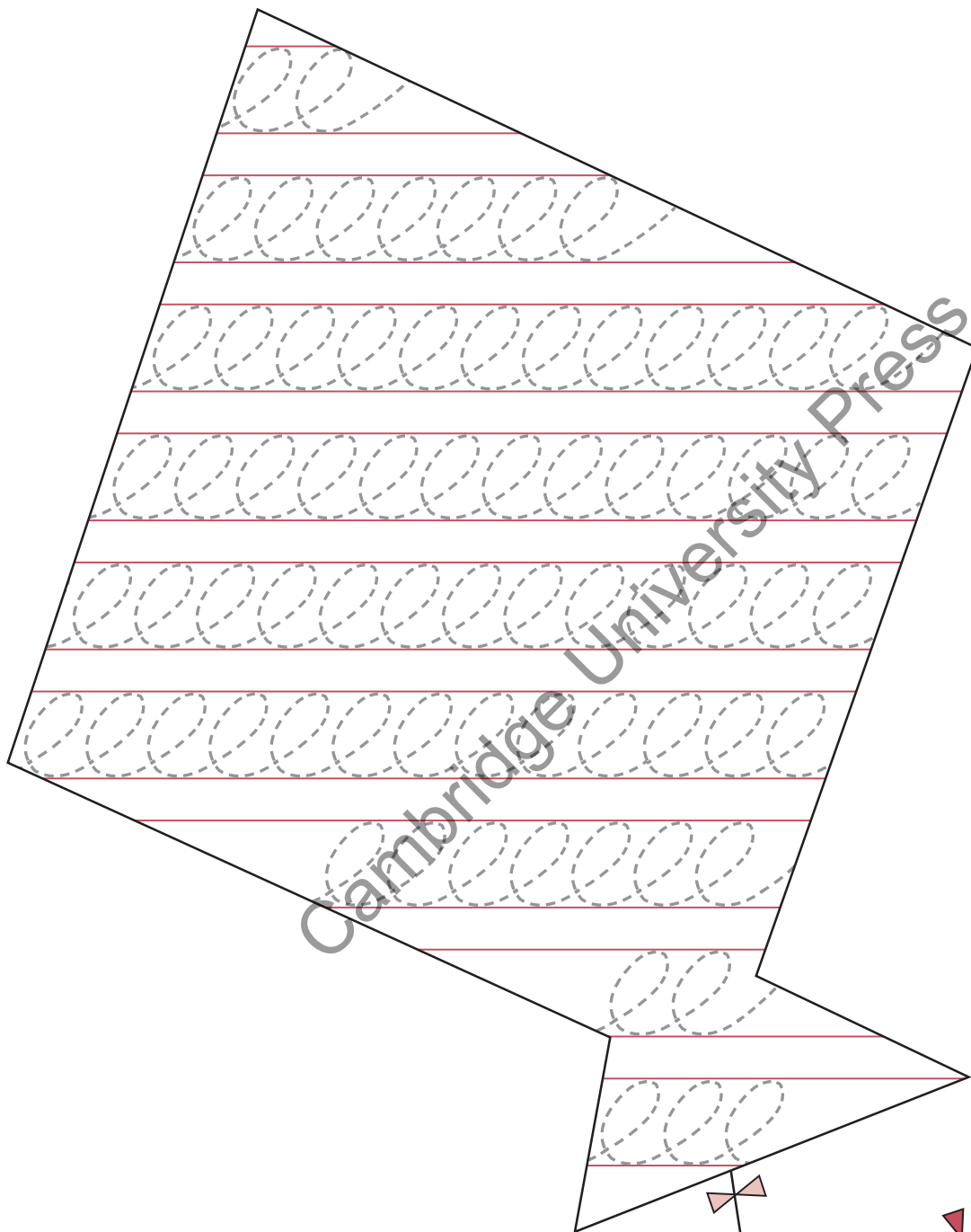
Pattern Tracing

Trace and colour.



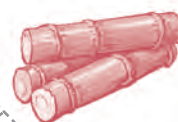

Pattern Tracing

Trace and colour.



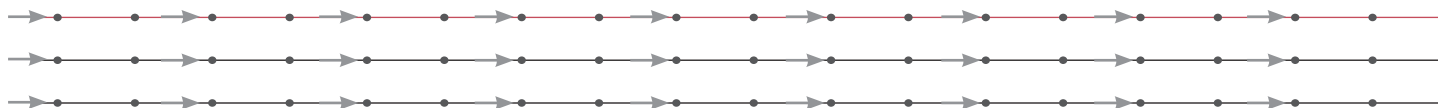
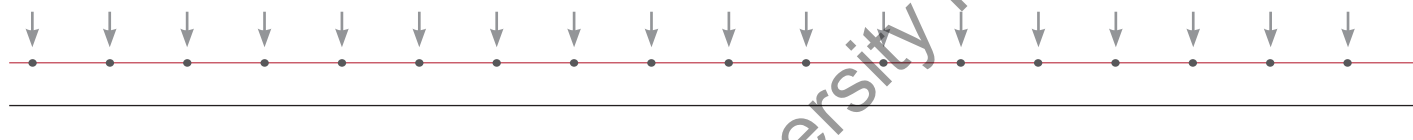
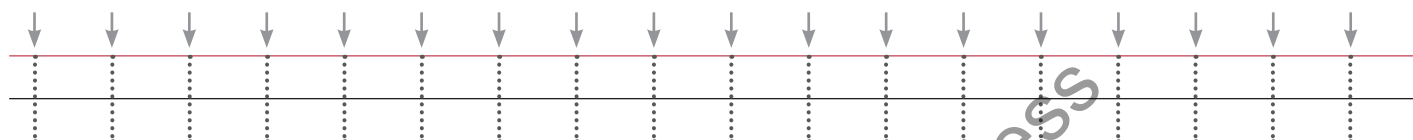
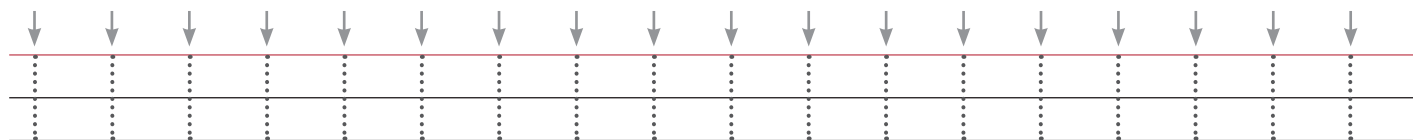
Pattern Tracing

Trace the patterns.



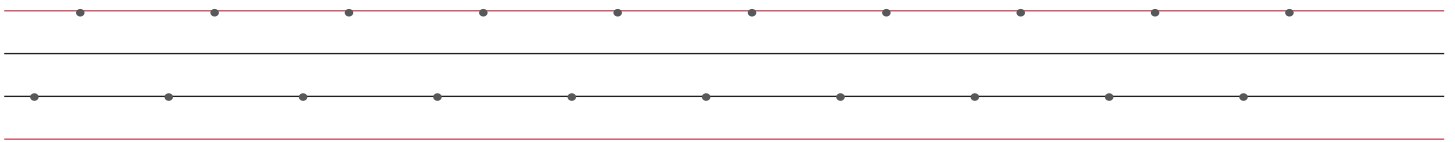
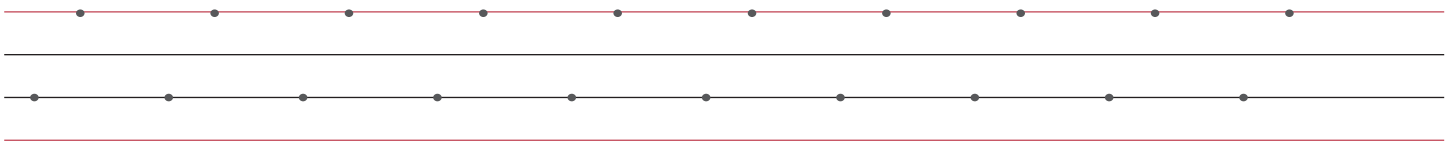
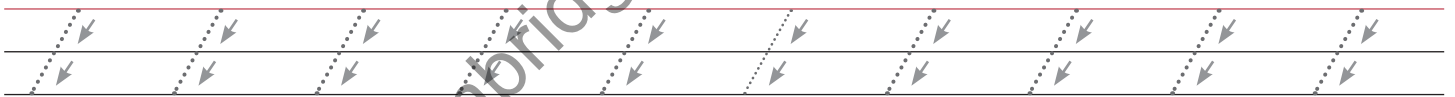
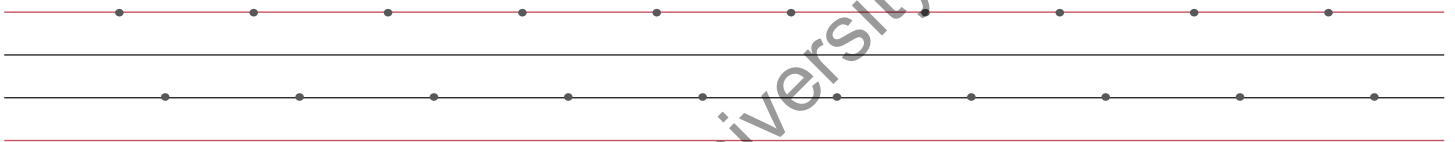
Standing/Sleeping Lines

Trace and draw.



Slanting Lines

Trace and draw.



Letter A

Trace and write.



A A A A A A

A A A A

A A

Cambridge University Press

Letter a

Trace and write.



a a a a a a

a a a a

a a

Cambridge University Press

Letter B

Trace and write.



B

B

B

B

B

B

B

B

B

B

B

B

Cambridge University Press

Letter b

Trace and write.



b b b b b b

b b b b

b b

Cambridge University Press



Letter C

Trace and write.



c c c c c c

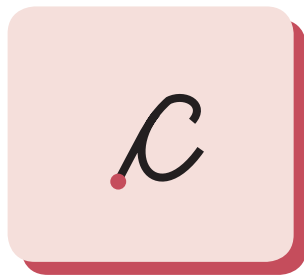
c c c c

c c

Cambridge University Press

Letter c

Trace and write.



c c c c c c

c c c c

c c

Cambridge University Press

Letter D

Trace and write.



D

D

D

D

D

D

D

D

D

D


D

D

Cambridge University Press

Letter d

Trace and write.



d d d d d d


d d d d

d d

Cambridge University Press

Letter E

Trace and write.



e

e

e

e

e

e

e

e

e

e


e

e

Cambridge University Press

Letter e

Trace and write.



e

e

e

e

e

e

e

e

e

e

e

e

Cambridge University Press

Letter F

Trace and write.



f f f f f f


f f f f

f f

Cambridge University Press

Letter f

Trace and write.



f

f

f

f

f

f

f

f

f

f

f

f

Cambridge University Press

Fun Time

Trace and colour.

